

NAUTILUS
WL, square



A-A++ Range A++-E



NAUTILUS 10
WL, square



A-A++ Range A++-E



ESKINA SPOT/
SPOT SENSOR
CW



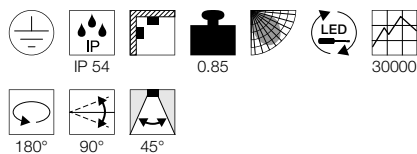
A-A++ Range A++-E



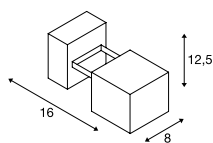
- Switchable light colour
- 1002904 with infrared motion sensor

Product details

100-240V ~50/60Hz | 700mA
Total consumption: 9W
Material: Aluminium / Glass

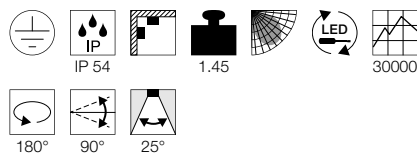


Dimensioned drawing

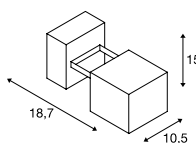


Product details

100-277V ~50/60Hz | 350mA
Total consumption: 17W
Material: Aluminium / Glass

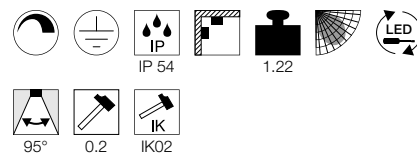


Dimensioned drawing

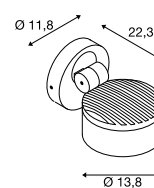


Product details

220-240V ~50/60Hz | 350mA
Total consumption: 14.5W
Material: Aluminium
Dimmable: Triac C



Dimensioned drawing



Note

Item no. 1002904 – Motion sensor: Detection angle: 100° detection distance: max. 10 m
The switch-on ambient brightness and switch-on delay can be adjusted.

Variant	Item no.
520lm 3000K CRI>80 ■ anthracite	231045

Variant	Item no.
950lm 3000K CRI>80 ■ anthracite	231055

Variant	Item no.
1000lm 3000/4000K CRI>80 ■ matt anthracite	1002903
1000lm 3000/4000K CRI>80 ■ matt anthracite	1002904