

1002505 649



1002504 649

VILUA L  
WL

A-A++ Range A++-E

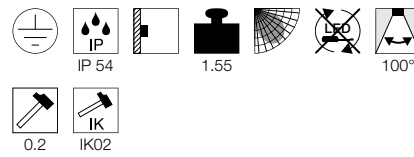
LED INSIDE

NEW

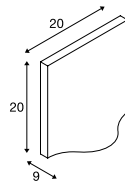


Product details

100-277V ~50/60Hz | 350mA  
Total consumption: 16W  
Material: Aluminium / Glass



Dimensioned drawing




VILUA  
UP/DOWN, WL

A-A++ Range A++-E

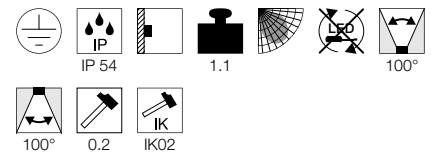
LED INSIDE

NEW

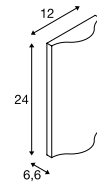


Product details

100-277V ~50/60Hz | 700mA  
Total consumption: 16W  
Material: Aluminium / Glass



Dimensioned drawing



Variant	Item no.
■ anthracite	1002504

Variant	Item no.
Up: 392lm   3000K   CRI>80 Down: 392lm   3000K   CRI>80 ■ anthracite	1002505