

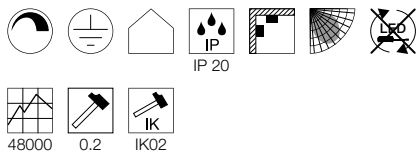
SENSER
CW, square, TRIAC



A-A++ Range A++-E

Product details

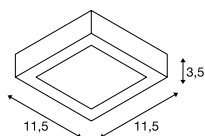
220-240V ~50/60Hz
Material: Aluminium
Dimmable: Triac C



SENSER 12
CW, square, TRIAC



Dimensioned drawing

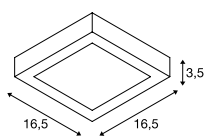


Variant	Item no.
480lm 3000K CRI>80 8,2W 0,27 kg □ matt white	1003017

SENSER 18
CW, square, TRIAC



Dimensioned drawing

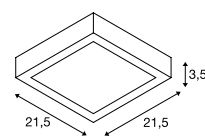


Variant	Item no.
880lm 3000K CRI>80 12W 0,39 kg □ matt white	1003018

SENSER 24
CW, square, TRIAC



Dimensioned drawing



Variant	Item no.
1200lm 3000K CRI>80 15W 0,5 kg □ matt white	1003019