



DISPLAY ADL 50
QPAR51

E-A++ Range A++-E 

NEW COLOR 



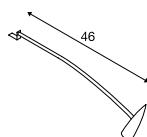
- Rotating and swivelling lamp head

Product details

220-240V ~50/60Hz
Material: Aluminium / Brass



Dimensioned drawing



Recommended accessories


- Lamp deco ring diam. 5.7cm
Item no. 151041
- Lamp deco ring diam. 5.7cm
Item no. 151049

Recommended lamp

- LED GU10 7.2W 36°
3000K 520lm EEL=A+
8kWh/1000h
Item no. 1001563
- LED GU10 7.2W 36°
4000K 540lm EEL=A+
8kWh/1000h
Item no. 1001566


Lamp details


max. 50W QPAR51

Variant	Item no.
GU10 QPAR51 <input type="checkbox"/> white	1002860 
GU10 QPAR51 <input type="checkbox"/> chrome	146332

SPOT DISPLAY
E27



A-A++ Range A++-E 

NEW 



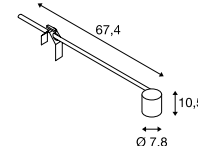
- Switch at connection lead

Product details

220-240V ~50/60Hz
Material: Aluminium / Steel



Dimensioned drawing





Note

Shock-proof mains plug
Clamping range: 10-60 mm

Lamp details

max. 18.5W

Variant	Item no.
E27 <input checked="" type="checkbox"/> matt black	1002985 
E27 <input type="checkbox"/> matt white	1002986 
E27 <input checked="" type="checkbox"/> matt grey	1002987 