



VINCELLI D
WL



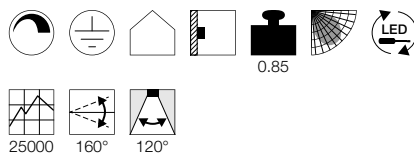
A-A++ Range A++-E



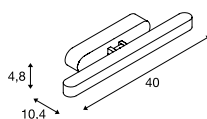
- Slim design
- Lamp unit made from real bamboo

Product details

220-240V ~50/60Hz | 350mA
Total consumption: 11W
Material: Bamboo / Steel
Dimmable: Triac C, Triac L



Dimensioned drawing



VINCELLI D
WL



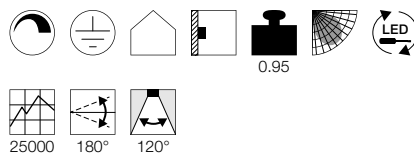
A-A++ Range A++-E



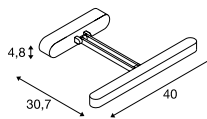
- Slim design
- Lamp unit made from real bamboo

Product details

220-240V ~50/60Hz | 350mA
Total consumption: 11W
Material: Bamboo / Steel
Dimmable: Triac C, Triac L



Dimensioned drawing



RETRATO
WL

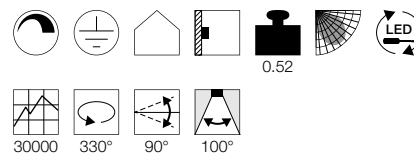
A-A++ Range A++-E



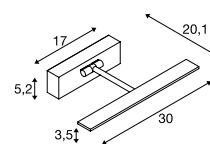
- Rotating and swivelling lamp head

Product details

220-240V ~50/60Hz
Total consumption: 12W
Material: Aluminium / Steel
Dimmable: Triac C, Triac L



Dimensioned drawing



Variant	Item no.
500lm 2700K CRI>80 ■ anthracite / brown	1002066

Variant	Item no.
500lm 2700K CRI>80 ■ anthracite / brown	1002067

Variant	Item no.
730lm 3000K CRI>90 ■ matt white / chrome	1002960
730lm 3000K CRI>90 ■ matt chrome	1002961