

**PHELIA**  
PD, E27



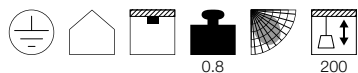
A-A++ Range A++-E



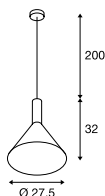
- Individual lamp head design
- Can be combined into a "lighting group" by means of individual configuration

**Product details**

220-240V ~50/60Hz  
Material: Aluminium



**Dimensioned drawing**



**Note**

Textile cable

**Recommended lamp**

LED E27 4W 180°  
2000-2900K 200lm EEI=A  
4kWh/1000h  
Item no. 1002126



LED E27 9,1W 240°  
2700K 760lm EEK=A+  
10kWh/1000h  
Item no. 560402



**Lamp details**

max. 23W

Variant	Item no.
E27 ■ black / gold	1002949
E27 ■ black / white	133310
E27 □ white	1002137

**PHELIA**  
PD, E27



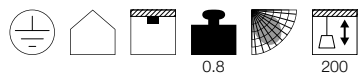
A-A++ Range A++-E



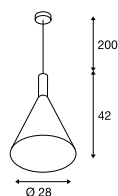
- Individual lamp head design
- Can be combined into a "lighting group" by means of individual configuration

**Product details**

220-240V ~50/60Hz  
Material: Aluminium



**Dimensioned drawing**



**Note**

Textile cable

**Recommended lamp**

LED E27 7.1W 330°  
2700K 806lm EEI=A+  
8kWh/1000h  
Item no. 1002126



LED E27 9,1W 240°  
2700K 760lm EEK=A+  
10kWh/1000h  
Item no. 560402



**Lamp details**

max. 23W

Variant	Item no.
E27 ■ black / gold	1002950
E27 ■ black / white	133320
E27 □ white	1002138

**PHELIA**  
PD, E27



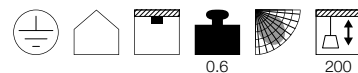
A-A++ Range A++-E



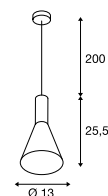
- Individual lamp head design
- Can be combined into a "lighting group" by means of individual configuration

**Product details**

220-240V ~50/60Hz  
Material: Aluminium



**Dimensioned drawing**



**Note**

Textile cable

**Recommended lamp**

LED E27 7W 280°  
2200-2700K 830lm EEI=A++  
7kWh/1000h  
Item no. 1002126



LED E27 9,1W 240°  
2700K 760lm EEK=A+  
10kWh/1000h  
Item no. 560402



**Lamp details**

max. 23W

Variant	Item no.
E27 ■ black / gold	1002951
E27 ■ black / white	133330
E27 □ white	1002139