

















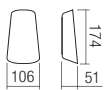




**WALL LAMP • APLICĂ**

Type	Code	Finishing	LED type	Input voltage	Power	Luminous Flux Source/system	CCT	Optics	CRI
	<b>9534</b>	 MWH	SMD LED OSRAM, 2 pcs.	220-240V	11W	908/390 lm	 3000K	30°/110°	85
	<b>9535</b>	 DG	SMD LED OSRAM, 2 pcs.	220-240V	11W	908/390 lm	 3000K	30°/110°	85
	<b>9536</b>	 DB	SMD LED OSRAM, 2 pcs.	220-240V	11W	908/390 lm	 3000K	30°/110°	85
	<b>9540</b>	 MWH	SMD LED OSRAM, 2 pcs.	220-240V	11W	953/429 lm	 4000K	30°/110°	85
	<b>9541</b>	 DG	SMD LED OSRAM, 2 pcs.	220-240V	11W	953/429 lm	 4000K	30°/110°	85
	<b>9542</b>	 DB	SMD LED OSRAM, 2 pcs.	220-240V	11W	953/429 lm	 4000K	30°/110°	85

Dimension



Photometry

