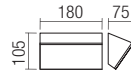




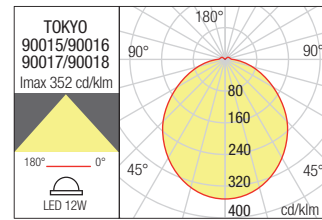
WALL LAMP • APLICĂ

Type	Code	Finishing	LED type	Input voltage	Power	Luminous Flux Source/system	CCT	CRI
	90015	■ DG	SMD LED 2835 EDISON, 120 pcs.	220-240V	12W	1416/1130 lm	● 3000K	82
	90016	■ DG	SMD LED 2835 EDISON, 120 pcs.	220-240V	12W	1468/1197 lm	● 4000K	82
	90017	■ DB	SMD LED 2835 EDISON, 120 pcs.	220-240V	12W	1416/1130 lm	● 3000K	82
	90018	■ DB	SMD LED 2835 EDISON, 120 pcs.	220-240V	12W	1468/1197 lm	● 4000K	82

Dimension



Photometry



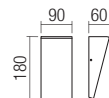
137



WALL LAMP • APLICĂ

Type	Code	Finishing	LED type	Input voltage	Power	Luminous Flux Source/system	CCT	CRI
	90019	■ DG	SMD LED 2835 EDISON, 120 pcs.	220-240V	12W	1416/1080 lm	● 3000K	82
	90020	■ DG	SMD LED 2835 EDISON, 120 pcs.	220-240V	12W	1468/1144 lm	● 4000K	82
	90021	■ DB	SMD LED 2835 EDISON, 120 pcs.	220-240V	12W	1416/1080 lm	● 3000K	82
	90022	■ DB	SMD LED 2835 EDISON, 120 pcs.	220-240V	12W	1468/1144 lm	● 4000K	82

Dimension



Photometry

