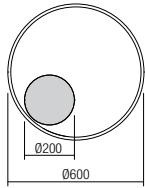
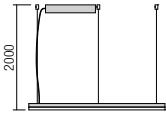


Suspensions DIRECT LIGHT

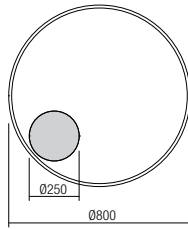
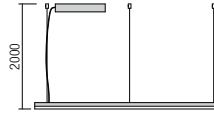
- art. 01-1710 Sand White 3000K
- art. 01-1711 Bronze 3000K
- art. 01-1948 Sand Black 3000K
- art. 01-1912 Sand White 4000K
- art. 01-1913 Bronze 4000K
- art. 01-1961 Sand Black 4000K



Led type	SMD LED 2835 270 pcs x 0,15W	
Power	42W	
Input	220V-240V, 50/60Hz	
Color temperature	3000K	4000K
Lumen source	4536 lm	4990 lm
Lumen system	3160 lm	3318 lm
CRI	80	
Not dimmable		

CE IP20

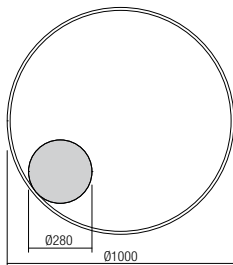
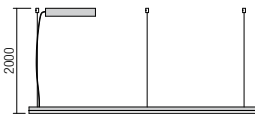
- art. 01-1712 Sand White 3000K
- art. 01-1713 Bronze 3000K
- art. 01-1949 Sand Black 3000K
- art. 01-1914 Sand White 4000K
- art. 01-1915 Bronze 4000K
- art. 01-1962 Sand Black 4000K



Led type	SMD LED 2835 360 pcs x 0,15W	
Power	55W	
Input	220V-240V, 50/60Hz	
Color temperature	3000K	4000K
Lumen source	6050 lm	6716 lm
Lumen system	4065 lm	4309 lm
CRI	80	
Not dimmable		

CE IP20

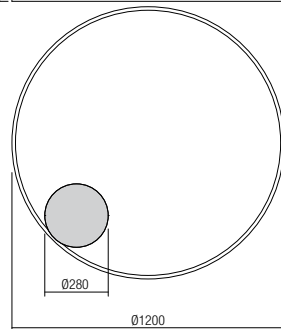
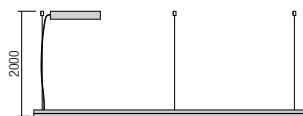
- art. 01-1714 Sand White 3000K
- art. 01-1715 Bronze 3000K
- art. 01-1950 Sand Black 3000K
- art. 01-1916 Sand White 4000K
- art. 01-1917 Bronze 4000K
- art. 01-1963 Sand Black 4000K



Led type	SMD LED 2835 456 pcs x 0,14W	
Power	66W	
Input	220V-240V, 50/60Hz	
Color temperature	3000K	4000K
Lumen source	7128 lm	7983 lm
Lumen system	5282 lm	5652 lm
CRI	80	
Not dimmable		

CE IP20

- art. 01-1716 Sand White 3000K
- art. 01-1717 Bronze 3000K
- art. 01-1951 Sand Black 3000K
- art. 01-1918 Sand White 4000K
- art. 01-1919 Bronze 4000K
- art. 01-1964 Sand Black 4000K



Led type	SMD LED 2835 576 pcs x 0,14W	
Power	84W	
Input	220V-240V, 50/60Hz	
Color temperature	3000K	4000K
Lumen source	9240 lm	10256 lm
Lumen system	6805 lm	7145 lm
CRI	80	
Not dimmable		

CE IP20

Accessory

- art. CR1 MWH Sand White
- art. CR1 BK Sand Black

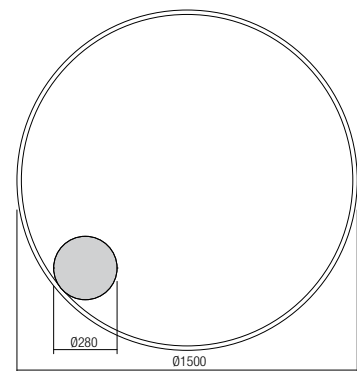
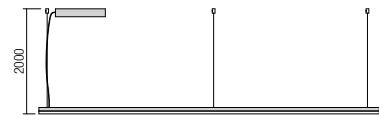


Round metal canopies, recessed installing, painted in sand white or sand black, for installation of a single suspension. Maximum diameter of cable access hole 7mm.

Baze rotunde cu montaj încadrat, din metal vopsit alb mat sau negru mat, pentru montajul unei suspensii. Diametrul maxim al găurii de ieșire a cablului 7 mm.

Rosoni circolari per installazione ad incasso, in metallo verniciato bianco opaco o nero opaco, per montaggio di una singola sospensione. Diametro massimo del foro di uscita del cavo elettrico 7 mm.

- art. 01-1718 Sand White 3000K
- art. 01-1719 Bronze 3000K
- art. 01-1952 Sand Black 3000K
- art. 01-1920 Sand White 4000K
- art. 01-1921 Bronze 4000K
- art. 01-1965 Sand Black 4000K



Led type	SMD LED 2835 720 pcs x 0,14W	
Power	105W	
Input	220V-240V, 50/60Hz	
Color temperature	3000K	4000K
Lumen source	11550 lm	12705 lm
Lumen system	8548 lm	9061 lm
CRI	80	
Not dimmable		

CE IP20