



MASTER LEDtube EM/ Mains

MAS LEDtube 1500mm SO 20W 840 T8

The Philips MASTER LEDtube integrates a LED light source into a traditional fluorescent form factor. Its unique design creates a perfectly uniform visual appearance which cannot be distinguished from traditional fluorescent. This product is the ideal solution for up lighting in general lighting applications.

Product data

General Information	
Cap base	G13 [Medium Bi-Pin Fluorescent]
Main application	Industrial
Nominal lifetime (nom.)	50000 h
Switching cycle	200000X
B50L70	50000 h
Light Technical	
Colour Code	840 [CCT of 4,000 K]
Beam Angle (Nom)	160 °
Lamp Luminous Flux 25°C EL (Nom)	2000 lm
Lamp Luminous Flux (Nom)	2000 lm
Rated beam angle	160 °
Colour Temperature, horizontal (Nom)	4000 K
Colour consistency	<6
Colour Rendering Index,horiz (Nom)	83
LLMF at end of nominal lifetime (nom.)	70 %
Operating and Electrical	
Input frequency	50 to 60 Hz

Power (Rated) (Nom)	20 W
Lamp current (nom.)	81 mA
Starting time (nom.)	0.5 s
Warm-up time to 60% light (nom.)	instant full light s
Power factor (nom.)	0.9
Voltage (Nom)	220-240 V
Temperature	
T ambient (max.)	45 °C
T ambient (min.)	-20 °C
T storage (max.)	65 °C
T storage (min.)	-40 °C
T-Case maximum (nom.)	50 °C
Controls and Dimming	
Dimmable	no
Mechanical and Housing	
Product length	1500 mm

MASTER LEDtube EM/Mains

Approval and Application

Energy efficiency label (EEL)	A+
Energy-saving product	Yes
Suitable for accent lighting	No
Approval marks	CE marking RoHS compliance KEMA Keur certificate
Energy Consumption kWh/1000 h	20 kWh

Product Data

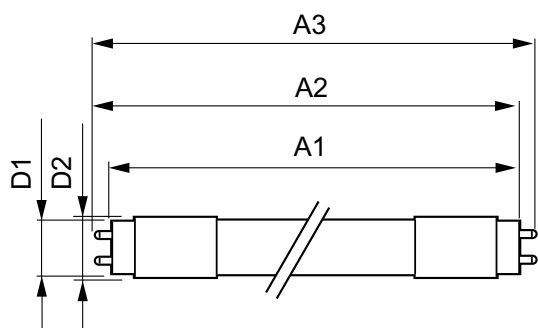
Full product code	871829173451200
-------------------	-----------------

Order product name	MAS LEDtube 1500mm SO 20W 840 T8
EAN/UPC – product	8718291734512
Order code	929000287602
Numerator – quantity per pack	1
Numerator – packs per outer box	10
Material no. (12NC)	929000287602
Net weight (piece)	0.450 kg

Warnings and Safety

· ·

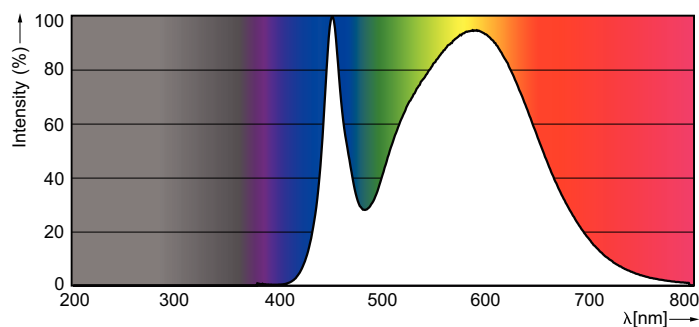
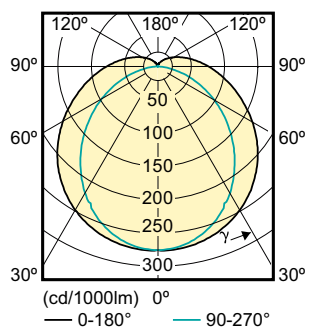
Dimensional drawing



LEDtube VLE 1500mm 20W/840 T8 C

Product	D1	D2	A1	A2	A3
MAS LEDtube 1500mm SO 20W 840 T8	25.68 mm	28 mm	1500.0 mm	1507.1 mm	1514.2 mm

Photometric data



MASTER LEDtube EM/Mains

