

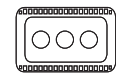
# INSTALLATION MANUAL

7032

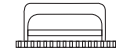
**ecofloodlight**



| 450mm |



310mm



260mm

3x50W | 100-240V | IP65 | Die cast | Adjustable

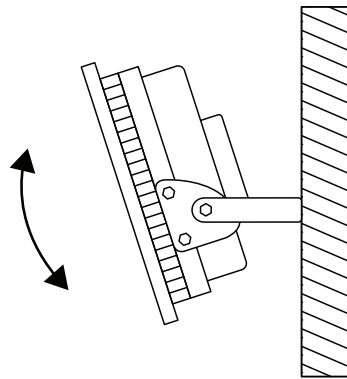
Complete with driver



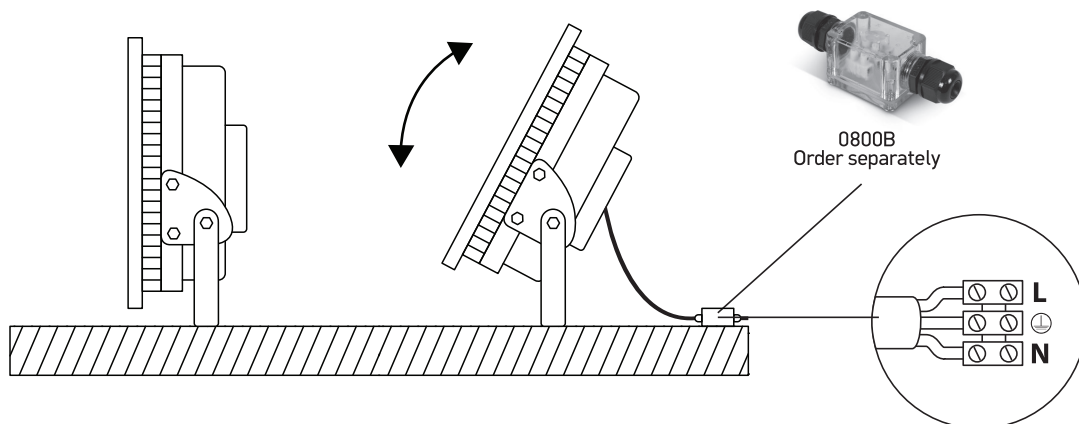
**one**  
LIGHT

Plan carefully the position of the floodlight and fix the bracket with the appropriate accessories (not provided with the product).  
Adjust the floodlight to the desired light angle.

## A VERTICAL INSTALLATION METHOD



## B HORIZONTAL INSTALLATION METHOD



### Warnings:

1. Make sure that the product is installed properly before connecting to electricity.
2. Do not cover the fitting.
3. Maintenance and installation should only be carried out by a professional electrician.