

## 19 Wall Recessed &amp; Inground&gt;The Inground Tiltable Range

## 69074A/W



3x1,5W COB LED inground uplight with a 36° beam which is tiltable +/-20°. IP67, stainless steel 316L and die cast aluminium body.

Supplied with non-dimmable LED driver and box for concrete installation.

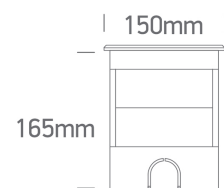
Complies with standard EN60598-1 and any other specific standards.



## Downloads



## Dimensions



## Gallery



## Physical Specification

Item Group

19 Wall Recessed &amp; Inground

Family

The Inground Tiltable Range

Order Code

69074A/W

Colour

Stainless Steel

Material

Die Cast

Shape



Circular

Height

165mm

|                      |                      |
|----------------------|----------------------|
| Diameter             | 150mm                |
| Cutout Hole Diameter | 140mm                |
| Inground             | Yes                  |
| Depth Required       | 185mm+300mm drainage |
| Indoor               | Yes                  |
| Outdoor              | Yes                  |
| Adjustable           | 1 Direction          |
| IK Rating            | 10                   |

## Electrical Characteristics

|                  |   |
|------------------|---|
| Gear             | Built In  |
| Fitting + Driver |   |
| Input Voltage    | 220-240V  |
| 50 Hz            | Yes   |
| 60 Hz            | Yes   |
| Safety Class     |  |
| Power(Watts)     | 3x1,5W  |
| IP Rating        | IP67  |
| Light Source     | LED built in  |
| Dimmable         | No  |
| Cable Length     | 200cm   |
| F Mark           |  |


## Fitting

|              |                  |
|--------------|------------------|
| Input Type   | Constant Current |
| Light Source | LED built in     |
| LED Type     | COB              |
| LED Brand    | Cree             |

## Gear

|                  |            |
|------------------|------------|
| Gear Type        | Led Driver |
| Input Voltage    | 220-240V   |
| 50 Hz            | Yes        |
| 60 Hz            | Yes        |
| Power Factor     | 0,4        |
| Constant Current | Yes        |
| Dimmable         | No         |
| Housing Material | Plastic    |
| Output Terminal  | Connector  |

## Illumination Data

|                      |   |
|----------------------|---|
| Colour Temperature   | 3000K   |
| Lumen Output         | 320lm   |
| Light Efficiency     | 71lm/W  |
| CRI                  | 80  |
| Beam Angle           | 36°   |
| Illumination Diagram |  |
| Dark Light           | Yes   |

## Packing Info

|            |               |
|------------|---------------|
| Pcs/Carton | 12            |
| Barcode    | 5291889079637 |
| HS Code    | 9405413990    |

## Certification &amp; Warranty

Warranty

2 years

Завантажено з [mamadecor.ua](http://mamadecor.ua)

Weee Directive

Yes

switch to  
**one light!**

one  
LIGHT

