

19 Wall Recessed &amp; Inground&gt;The Asymmetric Inground

69062/W



8W COB LED inground assymetrical beam, IP67, stainless steel 316, for path illumination.

Supplied with non-dimmable LED driver.

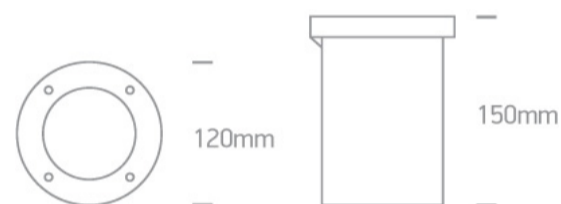
Complies with standard EN60598-1 and any other specific standards.



## Downloads



## Dimensions



## Gallery



## Physical Specification

Item Group

19 Wall Recessed &amp; Inground

Family

The Asymmetric Inground

Order Code

69062/W

Colour

Stainless Steel

Material

Stainless Steel 316

Shape



Circular


Height


150mm

Diameter	120mm
Cutout Hole Diameter	115mm
Inground	Yes
Depth Required	170mm+300mm drainage
Indoor	Yes
Outdoor	Yes
Adjustable	No
IK Rating	8


## Electrical Characteristics

Gear	Built In
Fitting + Driver	
Input Voltage	220-240V
50 Hz	Yes
60 Hz	Yes
Safety Class	
Power(Watts)	8W
IP Rating	IP67
Light Source	LED built in
Dimmable	No
Cable Length	200cm
F Mark	

Fitting	
Input Type	Constant Current
Input Current	350mA
Voltage	22V
Safety Class	
Power(Watts)	7,7W
IP Rating	IP67

Light Source	LED built in
LED Type	SMD 2835
LED Brand	Edison
<b>Gear</b>	
Gear Type	Led Driver
Input Voltage	220-240V
50 Hz	Yes
60 Hz	Yes
Power(Watts)	4,55-7,7W
Power Factor	0,9
Constant Current	Yes
350mA	13-22V
IP Rating	IP20
Safety Class	
Dimmable	No
Ambient Temp	-20~+55°C
Operating Temp	80°C
Housing Material	Plastic
Output Terminal	Connector
Brand	HEP
Protection	Short Circuit

**Illumination Data**

Colour Temperature	3000K
Lumen Output	180lm
Light Efficiency	22,5lm/W
CRI	80
Illumination Diagram	

**Packing Info**

Pcs/Carton

12

Завантажено з mamadecor.ua

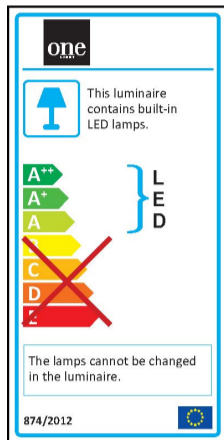
Barcode

5291889066071

HS Code

9405409900

## Energy Label



## Certification & Warranty

Warranty

2 Years

Weee Directive

Yes

switch to  
**one light!**

one  
LIGHT

