

19 Wall Recessed & Inground>Ground Surface Mounted Range

69058C/G/W



4x3W COB LED Surface ground, IP67 for path illumination.

Supplied with non-dimmable LED driver.

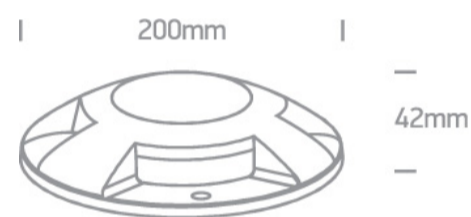
Complies with standard EN60598-1 and any other specific standards.



Downloads



Dimensions



Gallery



Physical Specification

Item Group

19 Wall Recessed & Inground

Family

Ground Surface Mounted Range

Order Code

69058C/G/W

Colour

Grey

Material

Die Cast

Shape



Circular

Height

42mm

Diameter	200mm
Surface Floor/Ground	Yes
Indoor	Yes
Outdoor	Yes
Adjustable	No
IK Rating	10

Electrical Characteristics

Gear	Built In
Fitting + Driver	
Input Voltage	220-240V
50 Hz	Yes
60 Hz	Yes
Safety Class	
Power(Watts)	4x3W
IP Rating	IP67
Light Source	LED built in
Dimmable	No
F Mark	

Fitting	
Input Type	Constant Current
Input Current	300mA
Voltage	33V
Power(Watts)	4x2,5W
IP Rating	IP67
Light Source	LED built in
LED Type	COB
LED Brand	Edison

Gear

Gear Type

Led Driver

Input Voltage

220-240V

50 Hz

Yes

60 Hz

Yes

Power(Watts)

9-12W

Power Factor

0,9

Constant Current

Yes

300mA

30-40V

IP Rating

IP20

Safety Class



Dimmable

No

Housing Material

Plastic

Output Terminal

Connector

Brand

Eaglerise

Illumination Data

Colour Temperature

3000K

Lumen Output

600lm

Light Efficiency

50lm/W

CRI

80

Illumination Diagram



Packing Info

Pcs/Carton

12

Barcode

5291889065845

HS Code

9405409900

Certification & Warranty

Warranty

2 Years

Weee Directive

Yes

switch to
one light!

one
LIGHT

