

19 Wall Recessed & Inground>The COB Inground Range

69040/W



10W COB LED inground, IP67, stainless steel 316, for path illumination.

Supplied with non-dimmable LED driver.

Complies with standard EN60598-1 and any other specific standards.



Downloads



Dimensions



Gallery



Physical Specification

Item Group

19 Wall Recessed & Inground

Family

The COB Inground Range

Order Code

69040/W

Colour

Stainless Steel

Material

Stainless Steel 316

Diffuser Material



Glass


Shape

Circular

Height	185mm
Diameter	125mm
Cutout Hole Diameter	106mm
Inground	Yes
Depth Required	185mm+300mm drainage
Indoor	Yes
Outdoor	Yes
Adjustable	No
IK Rating	10


Electrical Characteristics

Gear	Built In
Fitting + Driver	
Input Voltage	220-240V
50 Hz	Yes
60 Hz	Yes
Safety Class	
Power(Watts)	10W
IP Rating	IP67
Light Source	LED built in
Dimmable	No
Cable Length	50cm
F Mark	


Fitting	
Input Type	Constant Current
Input Current	250mA
Voltage	38V
Safety Class	
Power(Watts)	9,5W

IP Rating	IP67
Light Source	LED built in
LED Type	COB
LED Brand	Edison

Gear

Gear Type	Led Driver
Input Voltage	220-240V
50 Hz	Yes
60 Hz	Yes
Power(Watts)	10W
Power Factor	0,5
Constant Current	Yes
250mA	40V
IP Rating	IP20
Safety Class	
Dimmable	No
Housing Material	Plastic
Output Terminal	Connector
Brand	Eaglerise

Illumination Data

Colour Temperature	3000K
Lumen Output	700lm
Light Efficiency	70lm/W
CRI	80
Beam Angle	40°
Illumination Diagram	

Packing Info

Box Length	12cm
Box Width	12cm
Box Height	19cm
Box Weight	1,83Kg
Pcs/Carton	6
Barcode	5291889043799
HS Code	9405409900

Certification & Warranty

Warranty	2 Years
Weee Directive	Yes

switch to
one light!

