

INSTALLATION MANUAL

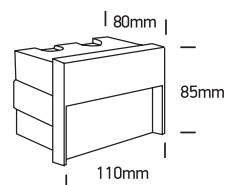
68052

ecolight



DARK LIGHT

80 CRI



one
LIGHT

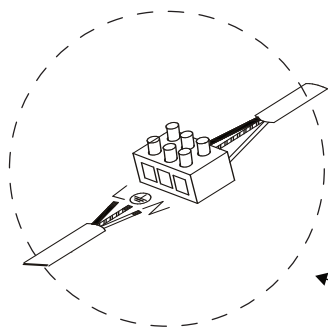
4W | SMD 2835 | 100-240V | IP65 | Die cast

Complete with driver. Supplied with box for concrete installation.

Concrete installation

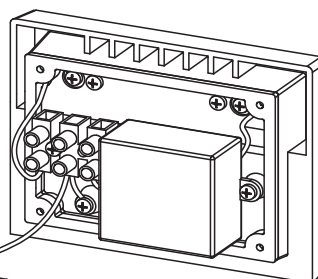


Gypsum installation

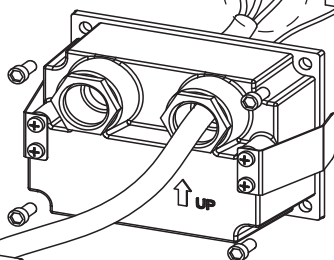


Remove the back cover of the fitting and connect the power wires in the connector as shown in the diagram.

L (brown/red) - Live
N (blue/black) - Neutral
⊕ (green - yellow) - Ground

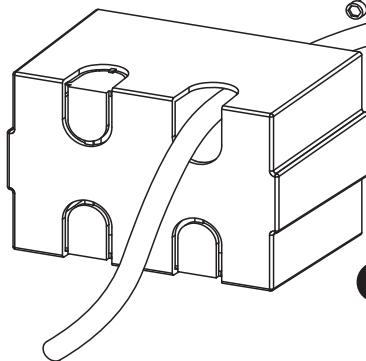


B



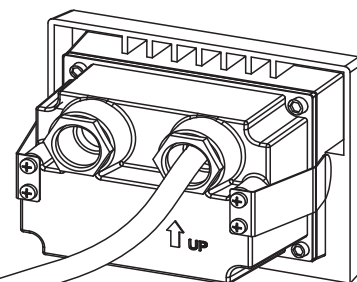
C

Close the fitting by fixing the back cover with the provided screws



A

Fix the installation box in the concrete



D

Insert fitting into the installation box.

Warnings:

1. Make sure that the product is installed properly before connecting to electricity.
2. Do not cover the fitting.
3. Maintenance and installation should only be carried out by a professional electrician.