

09 Track Lights>Dark Light Tubes Track Lights

65656CT/W/W

24W SMD LED track spot with, ideal for shops and showrooms.

Complete with 700mA driver.

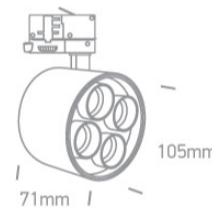
Complies with standard EN60598-1 and any other specific standards.



Downloads



Dimensions



Related items



40001A/W



40002A/W



40003A/W

Physical Specification

Item Group

09 Track Lights

Family

Dark Light Tubes Track Lights

Order Code

65656CT/W/W

Colour

White

Material

Aluminium

Shape

Circular

Height

71mm

Diameter	105mm
Track mounted	Yes
Indoor	Yes
Adjustable	2 Directions

Electrical Characteristics

Gear	Built In
------	----------


Fitting + Driver

Input Voltage	220-240V
50 Hz	Yes
60 Hz	Yes
Safety Class	
Power(Watts)	24W
IP Rating	IP20
Light Source	LED built in
Dimmable	No


Fitting

Input Type	Constant Current
Input Current	700mA
Voltage	34V
Safety Class	
Power(Watts)	23,8W
IP Rating	IP20
Light Source	LED built in
LED Type	SMD 5050
LED Brand	Osram
LED Number	4

Gear

Gear Type	Led Driver
Input Voltage	220-240V
50 Hz	Yes
60 Hz	Yes
Power(Watts)	21-29,4W
Power Factor	0,9
Constant Current	Yes
700mA	30-42V
IP Rating	IP20
Safety Class	
Dimmable	No
Housing Material	Plastic
Output Terminal	Connector
Brand	KEGU

Illumination Data

Colour Temperature	3000K
Lumen Output	1920lm
Light Efficiency	80lm/W
CRI	90
Beam Angle	40°
Illumination Diagram	
Dark Light	Yes

Packing Info

Box Weight	0.670kg
Pcs/Carton	20
Barcode	5291889067146
HS Code	9405413990

Warranty

3 years

switch to
one light!

one
LIGHT

