

09 Track Lights&gt;Dark Light Tubes Track Lights

65656AT/W/W



6W SMD LED track spot with, ideal for shops and showrooms.

Complete with 150mA driver.

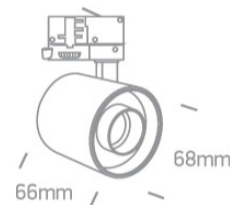
Complies with standard EN60598-1 and any other specific standards.



## Downloads



## Dimensions



## Related items



40001A/W



40002A/W



40003A/W

## Physical Specification

Item Group

09 Track Lights

Family

Dark Light Tubes Track Lights

Order Code

65656AT/W/W

Colour

White

Material

Aluminium

Shape

Circular

Height

66mm

|               |              |
|---------------|--------------|
| Diameter      | 68mm         |
| Track mounted | Yes          |
| Indoor        | Yes          |
| Adjustable    | 2 Directions |

## Electrical Characteristics

|      |          |
|------|----------|
| Gear | Built In |
|------|----------|

## Fitting + Driver


|               |   |
|---------------|---|
| Input Voltage | 220-240V  |
| 50 Hz         | Yes   |
| 60 Hz         | Yes   |
| Safety Class  |  |
| Power(Watts)  | 6W  |
| IP Rating     | IP20  |
| Light Source  | LED built in  |
| Dimmable      | No  |

## Fitting


|               |   |
|---------------|---|
| Input Type    | Constant Current  |
| Input Current | 150mA   |
| Voltage       | 30V   |
| Safety Class  |  |
| Power(Watts)  | 4,5W  |
| IP Rating     | IP20  |
| Light Source  | LED built in  |
| LED Type      | SMD 5050  |
| LED Brand     | Osram   |

## Gear

|           |            |
|-----------|------------|
| Gear Type | Led Driver |
|-----------|------------|

|                  |   |
|------------------|---|
| Input Voltage    | 220-240V  |
| 50 Hz            | Yes   |
| 60 Hz            | Yes   |
| Power(Watts)     | 3,75-6W   |
| Power Factor     | 0,5   |
| Constant Current | Yes   |
| 150mA            | 25-40V  |
| IP Rating        | IP20  |
| Safety Class     |  |
| Dimmable         | No  |
| Housing Material | Plastic   |
| Output Terminal  | Connector   |
| Brand            | KEGU  |

## Illumination Data

|                      |   |
|----------------------|---|
| Colour Temperature   | 3000K   |
| Lumen Output         | 480lm   |
| Light Efficiency     | 80lm/W  |
| CRI                  | 90  |
| Beam Angle           | 40°   |
| Illumination Diagram |  |
| Dark Light           | Yes   |

## Packing Info

|            |               |
|------------|---------------|
| Box Weight | 0.303kg       |
| Pcs/Carton | 28            |
| Barcode    | 5291889067115 |
| HS Code    | 9405413990    |

## Certification &amp; Warranty

switch to  
**one light!**

one  
LIGHT

