

# INSTALLATION MANUAL

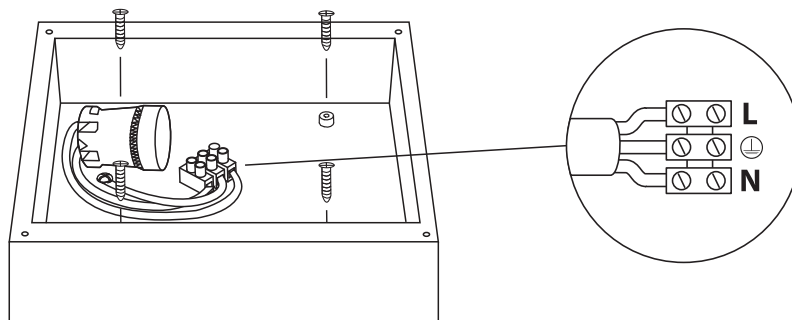



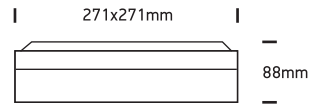
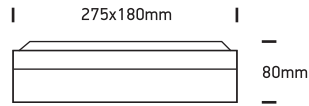
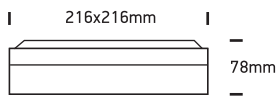
67208, 67208B, 67210



**67208:** 100-240V | E27 | 20W | IP54 | Die cast

**67208B:** 100-240V | E27 | 2x20W | IP54 | Die cast

**67210:** 100-240V | E27 | 2x20W | IP54 | Die cast



## Warnings:

1. Make sure that the product is installed properly before connecting to electricity.
2. Do not cover the fitting.
3. Maintenance and installation should only be carried out by a professional electrician.