

18 Decorative&gt;The Cloud Pendant Series

63110D/W



108W LED Cloud Pendant , IP20 suitable for residential and commercial application .

Complete with 1300mA drivers.

Complies with standard EN60598-1 and any other specific standards.



## Downloads






## Dimensions




## Physical Specification

Item Group	18 Decorative
Family	The Cloud Pendant Series
Order Code	63110D/W
Colour	White
Material	Metal
Diffuser Material	PC
Shape	Circular
Height	1500mm
Diameter	910mm
Suspended Ceiling	Yes
Indoor	Yes
Adjustable	No

Gear	Built In
Fitting + Driver	
Input Voltage	220-240V
50 Hz	Yes
60 Hz	Yes
Safety Class	
Power(Watts)	108W
IP Rating	IP20
Light Source	LED built in
Dimmable	No
F Mark	

Fitting	
Input Type	Constant Current
Input Current	1300mA
Voltage	2x40V
Power(Watts)	2x52W
IP Rating	IP20
Light Source	LED built in
LED Type	SMD 2835
LED Brand	Sanan
F Mark	

Gear	
Gear Type	Led Driver
Input Voltage	220-240V
50 Hz	Yes
60 Hz	Yes
Power(Watts)	35-55W

Power Factor	0,9
Constant Current	Yes
1300mA	27-42V
IP Rating	IP20
Safety Class	
Dimmable	No
Housing Material	Plastic
Output Terminal	Cable
Brand	Lifud

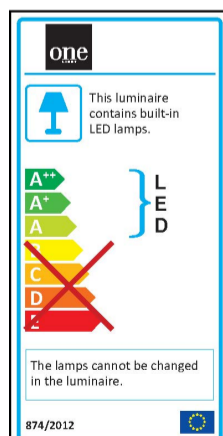
## Illumination Data

Colour Temperature	3000K
Lumen Output	8700lm
Light Efficiency	80,55lm/W
CRI	80
Illumination Diagram	

## Packing Info

Pcs/Carton	1
Barcode	5291889062882
HS Code	9405409900

## Energy Label



Certification & Warranty

Warranty

3 Years

Weee Directive

Yes

switch to  
**one light!**

one  
LIGHT

