

## 14 Plafo>The Super Slim LED Plafo

## 62152/B/W



40W LED slim plafo light, IP20, suitable for residential and commercial application.

Supplied with non-dimmable LED driver.

Complies with standard EN60598-1 and any other specific standards.



### Downloads






### Dimensions




### Physical Specification

Item Group	14 Plafo
Family	The Super Slim LED Plafo
Order Code	62152/B/W
Colour	Black
Material	Aluminium
Shape	Circular
Height	33mm
Diameter	600mm
Surface Ceiling	Yes
Indoor	Yes
Adjustable	No


Gear		Built In	
Fitting + Driver			
Input Voltage		220-240V	
50 Hz		Yes	
60 Hz		Yes	
Safety Class			
Power(Watts)		40W	
IP Rating		IP20	
Light Source		LED built in	
Dimmable		No	
F Mark			

Fitting			
Input Type		Constant Current	
Input Current		950mA	
Voltage		42V	
Power(Watts)		38,7W	
IP Rating		IP20	
Light Source		LED built in	
LED Type		SMD 2835	
LED Brand		Sanan	
F Mark			

Gear			
Gear Type		Led Driver	
Input Voltage		220-240V	
50 Hz		Yes	
60 Hz		Yes	
Power(Watts)		27-40,5W	

Power Factor	0,9
Constant Current	Yes
950mA	33-42V
IP Rating	IP20
Safety Class	
Dimmable	No
Housing Material	Plastic
Output Terminal	Connector
Brand	3AAA

## Illumination Data

Colour Temperature	3000K
Lumen Output	2800lm
Light Efficiency	70lm/W
CRI	80
Illumination Diagram	
Dark Light	Yes

## Packing Info

Box Weight	4.880kg
Pcs/Carton	5
Barcode	5291889063438
HS Code	9405413990

## Certification &amp; Warranty

switch to  
**one light!**

one  
LIGHT

