

New 2021 Edition 2>Decorative

65146/W/W



3W COB LED +6W side light bedside adjustable fitting with 2 switches, IP20.

Complete with 500mA and 700mA drivers.

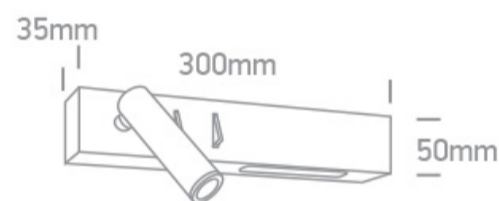
Complies with standard EN60598-1 and any other specific standards.



Downloads






Dimensions



Physical Specification

Item Group	New 2021 Edition 2
Family	Decorative
Order Code	65146/W/W
Colour	White
Material	Metal + Aluminium
Shape	Rectangular
Length	300mm
Width	50mm
Height	35mm
Surface Wall	Yes
Indoor	Yes
Adjustable	2 Directions

Gear	Built In
Fitting + Driver	
Input Voltage	220-240V
50 Hz	Yes
60 Hz	Yes
Safety Class	
Power(Watts)	3W+6W
IP Rating	IP20
Light Source	LED built in
Dimmable	No
F Mark	

Fitting	
Input Type	Constant Current
Input Current	700mA+500mA
Voltage	2,8V + 6,24V
Safety Class	
Power(Watts)	1,96W + 4,36W
IP Rating	IP20
Light Source	LED built in
LED Type	COB
LED Brand	Edison + Samsung

Gear	
Gear Type	Led Driver
Input Voltage	220-240V
50 Hz	Yes
60 Hz	Yes
Power(Watts)	9W

Power Factor	0,5
Constant Current	Yes
500mA	5-12v
700mA	2,5-4V
IP Rating	IP20
Safety Class	
Dimmable	No
Brand	Eaglerise

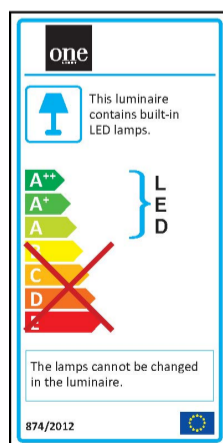
Illumination Data

Colour Temperature	3000K
Lumen Output	480lm
Light Efficiency	53,33lm/W
CRI	80
Illumination Diagram	

Packing Info

Pcs/Carton	20
Barcode	5291889070023
HS Code	9405409900

Energy Label



Certification & Warranty

Warranty

2 Years

Weee Directive

Yes

switch to
one light!

one
LIGHT

