

04 Recessed Spots Adjustable LED>Mirror Adjustable Boxes

51506B/W/W



20W COB LED adjustable recessed Spot with dark chrome reflector.

Supplied with non-dimmable LED driver.

Complies with standard EN60598-1 and any other specific standards.



Downloads



Dimensions



Physical Specification



Item Group	04 Recessed Spots Adjustable LED
Family	Mirror Adjustable Boxes
Order Code	51506B/W/W
Colour	White
Material	Die Cast
Shape	Rectangular
Length	220mm
Width	68mm
Height	50mm
Cutout Hole Width	212mm
Cutout Hole Length	55mm
Recessed Ceiling	Yes

Depth Required
Indoor
Adjustable

70mm
Yes
1 Direction



Electrical Characteristics

Gear
Fitting + Driver
Input Voltage
50 Hz
60 Hz
Safety Class
Power(Watts)
IP Rating
Light Source
Dimmable
F Mark

External-Included
220-240V
Yes
Yes

20W
IP20
LED built in
No


Fitting


Input Type
Input Current
Voltage
Safety Class
Power(Watts)
IP Rating
Light Source
LED Type
LED Brand
LED Number
F Mark

Constant Current
500mA
35,7V

17,85W
IP20
LED built in
COB
Cree
5


Gear

Gear Type	Led Driver
Input Voltage	220-240V
50 Hz	Yes
60 Hz	Yes
Power(Watts)	12,5-20W
Power Factor	0,9
Constant Current	Yes
500mA	25-40V
IP Rating	IP20
Safety Class	
Dimmable	No
Housing Material	Plastic
Output Terminal	Cable
Brand	Lifud

Illumination Data

Colour Temperature	3000K
Lumen Output	1600lm
Light Efficiency	80lm/W
CRI	90
Beam Angle	38°
Illumination Diagram	

Packing Info

Pcs/Carton	30
Barcode	5291889064152
HS Code	9405409900

Certification & Warranty

Warranty

3 Years

Weee Directive

Yes

switch to
one light!

one
LIGHT

