

07 Downlights Adjustable LED&gt;The Box Type Shop Range

51125/G/C



25W COB LED Recessed adjustable downlight, shop range, IP20.

Supplied with non-dimmable LED driver.

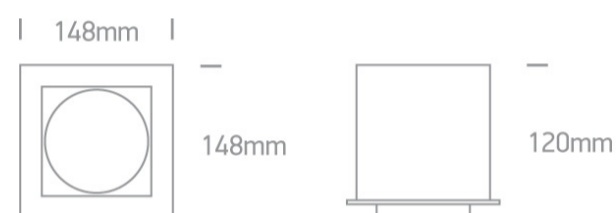
Complies with standard EN60598-1 and any other specific standards.



## Downloads



## Dimensions



## Gallery



## Physical Specification

Item Group

07 Downlights Adjustable LED

Family

The Box Type Shop Range

Order Code

51125/G/C

Colour

Grey

Material

Die Cast

Shape



Rectangular

Length

148mm

Width	148mm
Height	120mm
Cutout Hole Width	130mm
Cutout Hole Length	130mm
Recessed Ceiling	Yes
Depth Required	160mm
Indoor	Yes
Adjustable	2 Directions

## Electrical Characteristics

Gear	External-Included
Fitting + Driver	
Input Voltage	100-240V
50 Hz	Yes
60 Hz	Yes
Safety Class	
Power(Watts)	25W
IP Rating	IP20
Light Source	LED built in
Dimmable	No
F Mark	


Fitting	
Input Type	Constant Current
Input Current	600mA
Voltage	40V
Safety Class	
Power(Watts)	24W
IP Rating	IP20
Light Source	LED built in

LED Type
LED Brand

COB
Cree

**Gear**

Gear Type
Input Voltage
50 Hz
60 Hz
Power(Watts)
Power Factor
Constant Current
600mA
IP Rating
Safety Class
Dimmable
Ambient Temp
Operating Temp
Housing Material
Brand

Led Driver
100-240V
Yes
Yes
16,2-25,2W
0,9
Yes
27-42V
IP20

No
70°C
40°C
Plastic
Lifud

**Illumination Data**

Colour Temperature
Lumen Output
Light Efficiency
CRI
Beam Angle
Illumination Diagram

4000K
1750lm
64,47lm/W
80
38°


**Packing Info**

Box Length
------------

18cm
------

Box Width	18cm
Box Height	15cm
Box Weight	1,08kg
Pcs/Carton	12
Barcode	5291889035541
HS Code	9405409900

#### Certification & Warranty

Warranty	2 Years
Weee Directive	Yes

switch to  
**one light!**

**one**  
LIGHT

