

# INSTALLATION MANUAL

63100E, 63150E, 63200E

**ecolight**



80  
CRI

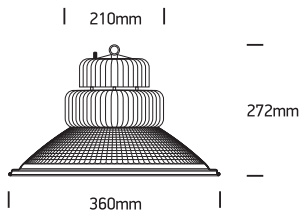


100-240V | SMD 3030 | 100W / 150W / 200W | IP20 | High Bay | Natural aluminium

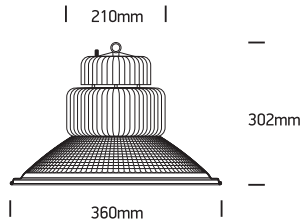
Complete with driver

**one**  
LIGHT

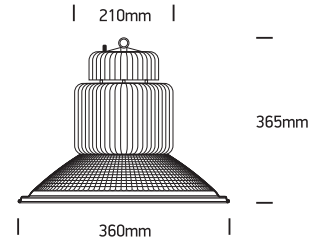
63100E



63150E



63200E



Install reflector on aluminium body using chips and screws.



Attach chain on hook and connect power.



## Warnings:

1. Make sure that the product is installed properly before connecting to electricity.
2. Do not cover the fitting.
3. Maintenance and installation should only be carried out by a professional electrician.