

06 Downlights Fixed LED>The 40W Backlit Panel

50140B/W/W



60x60 recessed backlit LED panel for T-rail false ceilings. Uniform lighting, ideal for commercial applications.

Complete with 850mA driver.

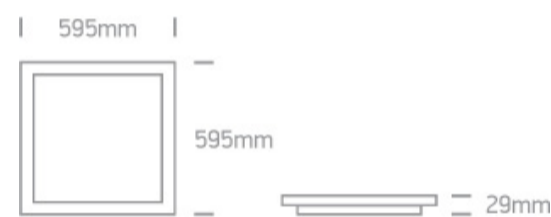
Complies with standard EN60598-1 and any other specific standards.



Downloads



Dimensions



Gallery



Related items



050017



050108



89050TLD

Physical Specification

Item Group

06 Downlights Fixed LED

Family

The 40W Backlit Panel

Order Code

50140B/W/W

Завантажено з mamadecor.ua

Colour

White

Material

Aluminium + Steel

Shape

Rectangular

Length

595mm

Width

595mm

Height

29mm

Recessed T-Ceiling

Yes

Depth Required

50mm

Indoor

Yes

Adjustable

No

Electrical Characteristics

Gear

External-Included

Fitting + Driver

Input Voltage

220-240V

50 Hz

Yes

60 Hz

Yes

Safety Class



Power(Watts)

40W

IP Rating

IP20

Light Source

LED built in

Dimmable

No

F Mark



Fitting

Input Type

Constant Current

Input Current

850mA

Voltage


45V

Safety Class




Power(Watts)	38,7W
IP Rating	IP20
Light Source	LED built in
LED Type	SMD 2835
LED Brand	Samsung

Gear

Gear Type	Led Driver
Input Voltage	220-240V
50 Hz	Yes
60 Hz	Yes
Power(Watts)	32,3-38,25W
Power Factor	0,9
Constant Current	Yes
850mA	38-45V
IP Rating	IP20
Safety Class	
Dimmable	No
Housing Material	Plastic
Output Terminal	Cable
Cable Length	50cm
Brand	ONE

Illumination Data

Colour Temperature	3000K
Lumen Output	4000lm
Light Efficiency	100lm/W
CRI	80
Beam Angle	120°
Illumination Diagram	

Box Weight	2.300kg
Pcs/Carton	4
Barcode	5291889068341
HS Code	9405119090

Certification & Warranty

Warranty	3 years
Weee Directive	Yes

switch to
one light!

one
LIGHT

