

## 06 Downlights Fixed LED&gt;The 40W Backlit Panel

## 50140B/W/D



60x60 recessed backlit LED panel for T-rail false ceilings. Uniform lighting, ideal for commercial applications.

Complete with 850mA driver.

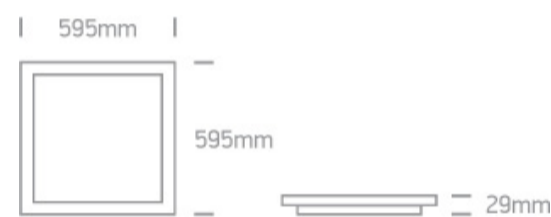
Complies with standard EN60598-1 and any other specific standards.



## Downloads



## Dimensions



## Gallery



## Related items



050017



050108

## Physical Specification

Item Group

06 Downlights Fixed LED

Family

The 40W Backlit Panel

Order Code

50140B/W/D

Завантажено з mamadecor.ua

Colour

White

Material

Aluminium + Steel

Shape

Rectangular

Length

595mm

Width

595mm

Height

29mm

Recessed T-Ceiling

Yes

Depth Required

50mm

Indoor

Yes

Adjustable

No

#### Electrical Characteristics

Gear

External-Included

Fitting + Driver

Input Voltage

220-240V

50 Hz

Yes

60 Hz

Yes

Safety Class



Power(Watts)

40W

IP Rating

IP20

Light Source

LED built in

Dimmable

No

F Mark



Fitting

Input Type

Constant Current

Input Current

850mA

Voltage


45V

Safety Class




Power(Watts)	38,7W
IP Rating	IP20
Light Source	LED built in
LED Type	SMD 2835
LED Brand	Samsung

## Gear

Gear Type	Led Driver
Input Voltage	220-240V
50 Hz	Yes
60 Hz	Yes
Power(Watts)	32,3-38,25W
Power Factor	0,9
Constant Current	Yes
850mA	38-45V
IP Rating	IP20
Safety Class	
Dimmable	No
Housing Material	Plastic
Output Terminal	Cable
Cable Length	50cm
Brand	ONE

## Illumination Data

Colour Temperature	6000K
Lumen Output	4000lm
Light Efficiency	100lm/W
CRI	80
Beam Angle	120°
Illumination Diagram	

Box Weight	2.300kg
Pcs/Carton	4
Barcode	5291889071105
HS Code	9405119090

## Certification &amp; Warranty

Warranty	3 years
Weee Directive	Yes

switch to  
**one light!**

one  
LIGHT

