

06 Downlights Fixed LED>The SMD Dark Light Range

50122D/W/C



22W Dark Light LED Downlight .

Supplied with 500mA non-dimmable LED driver.

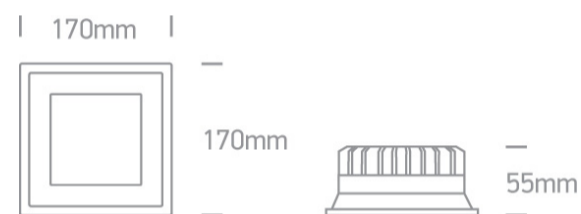
Complies with standard EN60598-1 and any other specific standards.



Downloads



Dimensions



Physical Specification

Item Group	06 Downlights Fixed LED
Family	The SMD Dark Light Range
Order Code	50122D/W/C
Colour	White
Material	Die Cast
Shape	Rectangular
Length	170mm
Width	170mm
Height	55mm
Cutout Hole Width	160mm
Cutout Hole Length	160mm
Recessed Ceiling	Yes

Depth Required

75mm

Завантажено з mamadecor.ua

Indoor

Yes

Adjustable

No

Electrical Characteristics

Gear

External-Included

Fitting + Driver

Input Voltage

220-240V

50 Hz

Yes

60 Hz

Yes

Safety Class



Power(Watts)

22W

IP Rating

IP20

Light Source

LED built in

Dimmable

No

F Mark



Fitting

Input Type

Constant Current

Input Current

500mA

Voltage

40V

Safety Class



Power(Watts)

20W

IP Rating

IP20

Light Source

LED built in

LED Type

SMD 2835


LED Brand

Sanan


Gear

Gear Type

Led Driver

Input Voltage	220-240V
50 Hz	Yes
60 Hz	Yes
Power(Watts)	12,5-20W
Power Factor	0,9
Constant Current	Yes
500mA	25-40V
IP Rating	IP20
Safety Class	
Dimmable	No
Ambient Temp	-30? ~ +50?
Housing Material	Plastic
Brand	Lifud

Illumination Data

Colour Temperature	4000K
Lumen Output	1870lm
Light Efficiency	85lm/W
CRI	80
Beam Angle	100°
Illumination Diagram	
Dark Light	Yes

Packing Info

Pcs/Carton	20
Barcode	5291889060802
HS Code	9405409900

Certification & Warranty

Warranty

2 Years

Weee Directive

Yes

switch to
one light!

one
LIGHT

