

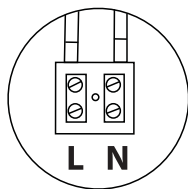
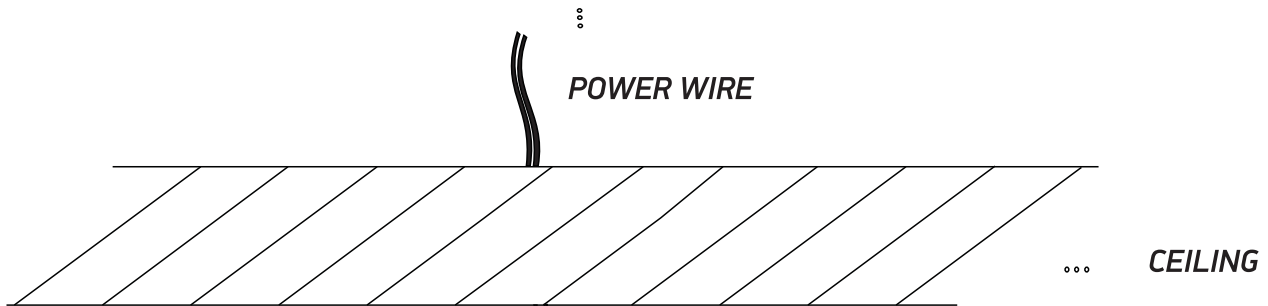
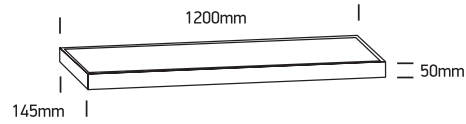
INSTALLATION MANUAL

62140RF

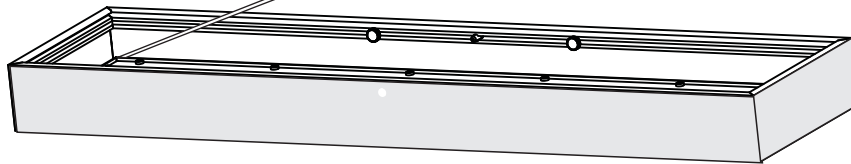
ecolight**80
CRI**

230V | SMD 2016 | 40W | IP40 | Die cast

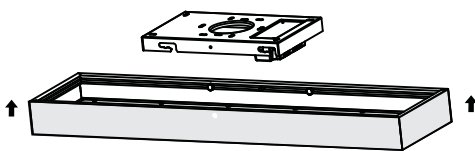
Complete with driver.

**BRACKET**

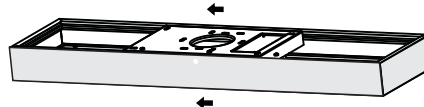
- A** Fix the bracket on the ceiling.
- B** Connect the power wires using the connector
L (brown/red) - Live
N (blue/black) - Neutral



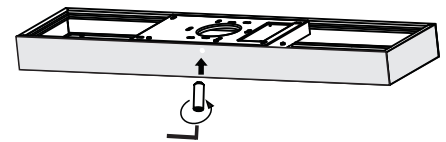
- C** Match the fix points



- D** Push forward to close the fitting



- E** Tighten the screws.



Warnings:

1. Make sure that the product is installed properly before connecting to electricity.
2. Do not cover the fitting.
3. Maintenance and installation should only be carried out by a professional electrician.