

INSTALLATION MANUAL

62140BAU

ecolight



CE EAC UK CA

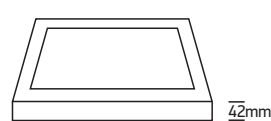
RoHS

RECYCLED

RECYCLED

RECYCLED

600x600mm



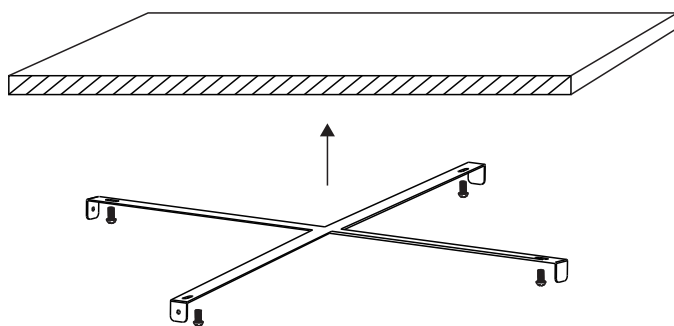
one
LIGHT

230V | SMD 2835 | 40W | IP20 | Aluminium + Steel
Complete with 1000mA driver.

80
CRI

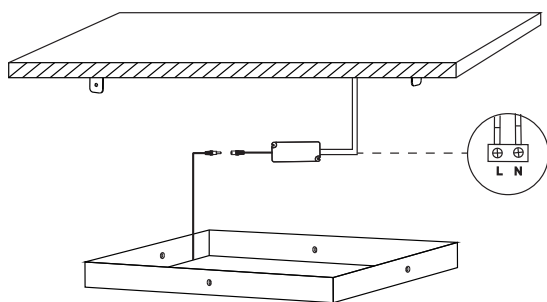


A



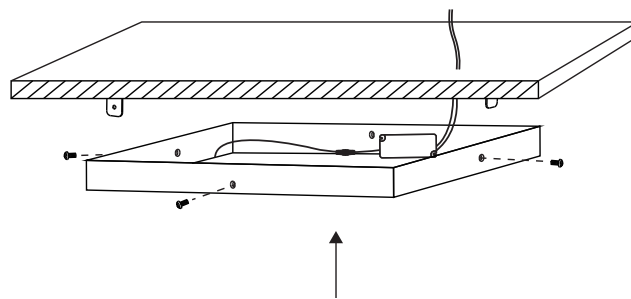
Fix bracket on ceiling.

B




Connect the driver to the power cable.

C



Place the frame on bracket and use screws to fix.

D



C=5700K | B=4000K | A=3000K

CCT V switch can be found on driver.

Warnings:

1. Make sure that the product is installed properly before connecting to electricity.
2. Do not cover the fitting.
3. Maintenance and installation should only be carried out by a professional electrician.