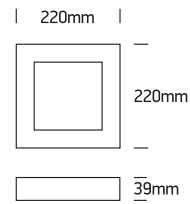


INSTALLATION MANUAL

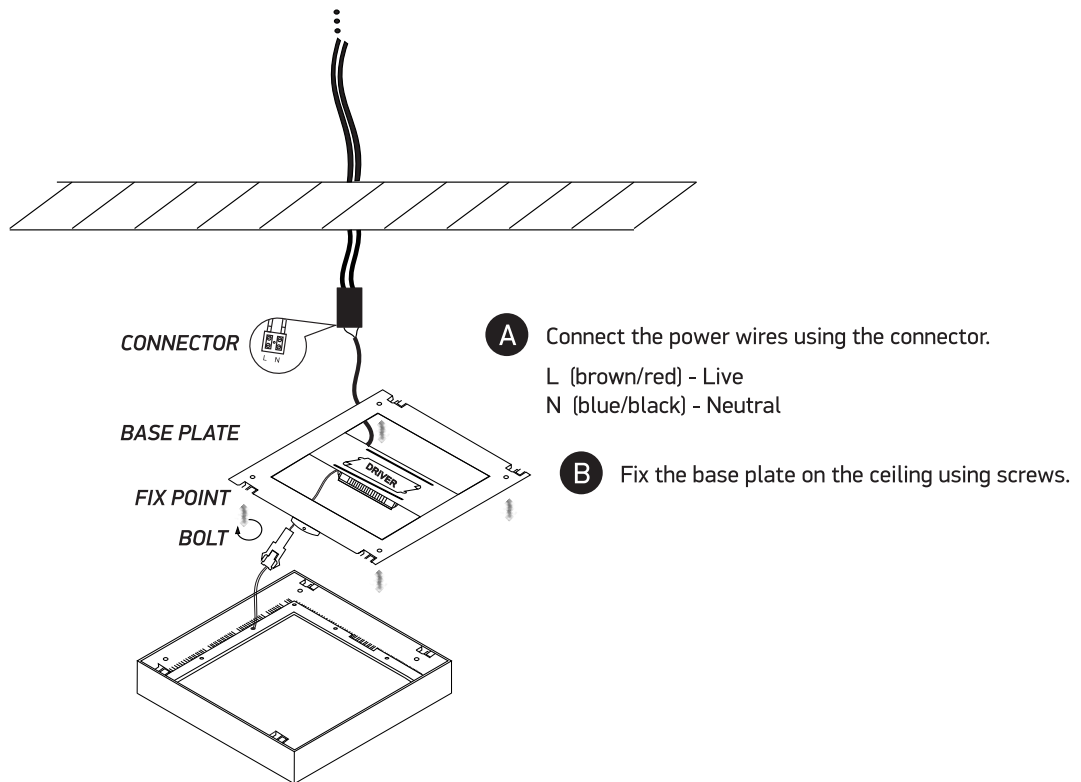
62122F

ecopanel

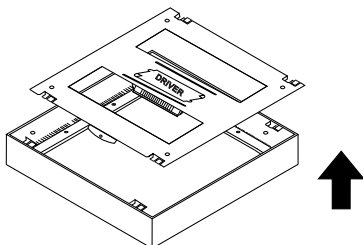
**80
CRI**


230V | SMD 4014 | 22W | IP40 | Die cast

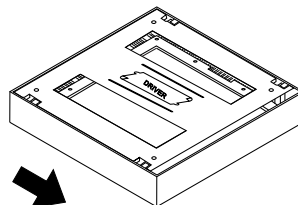
Complete with 700mA driver.

one
LIGHT


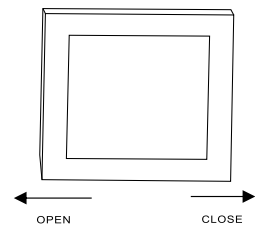
C Match the fix points.



D Close the fitting by pushing forwards, open it by pushing backwards.



Push forward to close the fitting



OPEN CLOSE

Push backward to open it

Pay attention to the label

Warnings:

1. Make sure that the product is installed properly before connecting to electricity.
2. Do not cover the fitting.
3. Maintenance and installation should only be carried out by a professional electrician.