

INSTALLATION MANUAL

62024A, 62024B, 62024C

ecolight



CE

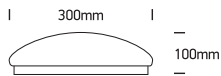
RoHS
COMPLIANT



Complete with driver

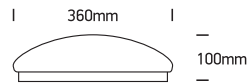
62024A

230V | 14W | IP20 | Metal + plastic



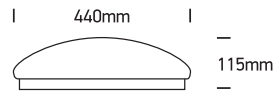
62024B

230V | 18W | IP20 | Metal + plastic

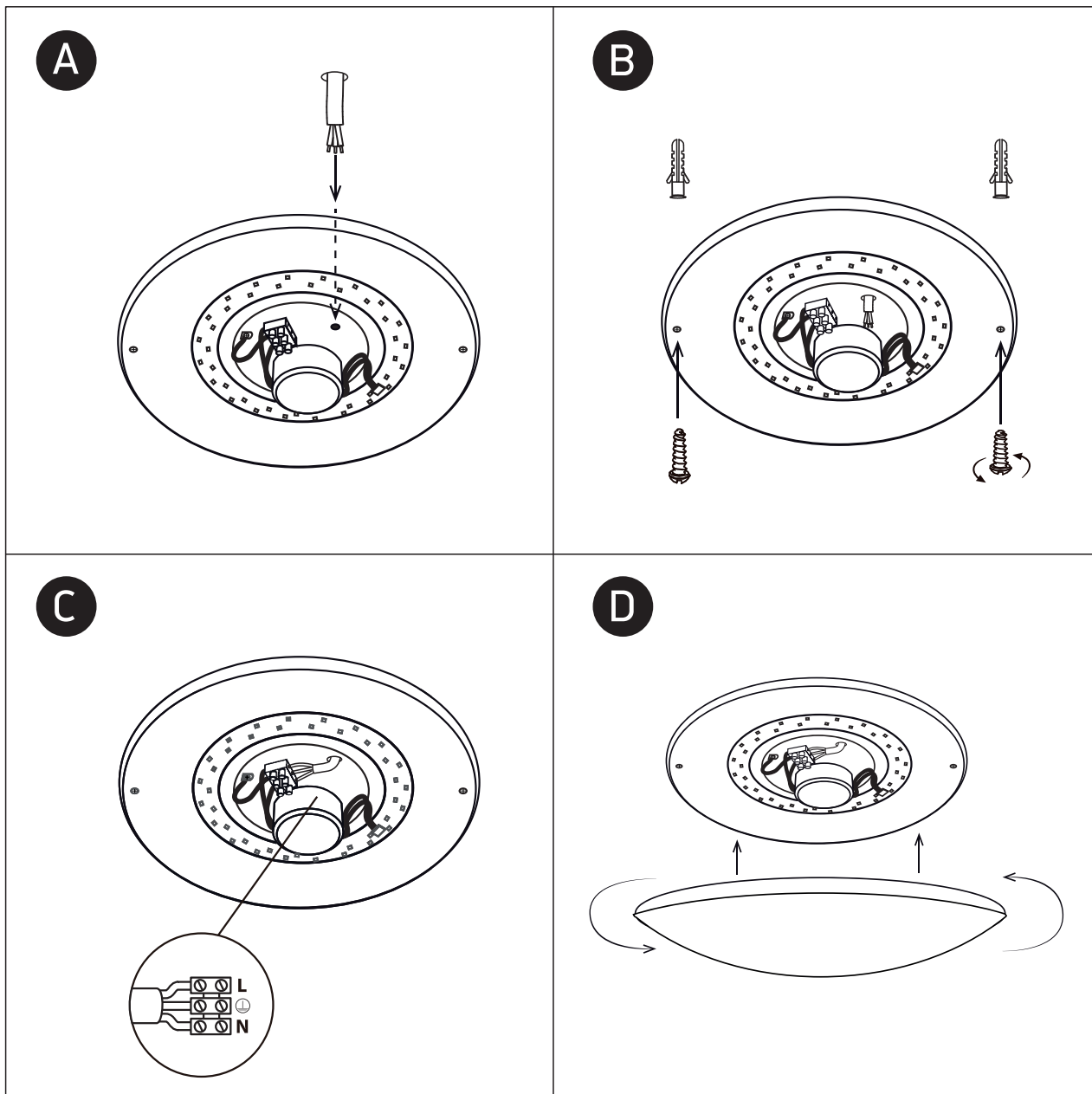


62024C

230V | 26W | IP20 | Metal + plastic



one
LIGHT



Warnings:

1. Fix the base on the ceiling.
2. Make sure that the product is installed properly before connecting to electricity.
3. Connect the AC power cable to the driver's cable as shown in the above diagram.
4. Do not cover the fitting.
5. Maintenance and installation should only be carried out by a professional electrician.