

## 13 Wall &amp; Ceiling LED&gt;Dark Light Ceiling Tubes

## 12406C/B/W



10W SMD LED ceiling light IP20.

Complete with 700mA driver.

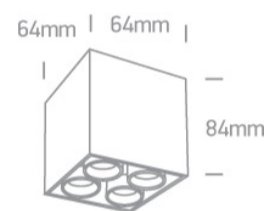
Complies with standard EN60598-1 and any other specific standards.



## Downloads





## Dimensions




## Physical Specification


Item Group	13 Wall & Ceiling LED
Family	Dark Light Ceiling Tubes
Order Code	12406C/B/W
Colour	Black
Material	Aluminium
Shape	Rectangular
Length	77mm
Width	64mm
Height	64mm
Surface Ceiling	Yes
Indoor	Yes
Adjustable	No

## Electrical Characteristics


Gear	Built In
Fitting + Driver	
Input Voltage	220-240V
50 Hz	Yes
60 Hz	Yes
Safety Class	
Power(Watts)	10W
IP Rating	IP20
Light Source	LED built in
Dimmable	No
F Mark	

Fitting	
Input Type	Constant Current
Input Current	700mA
Voltage	12V
Power(Watts)	8,4W
IP Rating	IP20
Light Source	LED built in
LED Type	SMD 3535
LED Brand	Cree
LED Number	4
F Mark	

Gear	
Gear Type	Led Driver
Input Voltage	220-240V
50 Hz	Yes
60 Hz	Yes

Power(Watts)	6,3-11,2W
Power Factor	0,5
Constant Current	Yes
700mA	9-16V
IP Rating	IP20
Safety Class	
Dimmable	No
Ambient Temp	45°C
Operating Temp	75°C
Housing Material	Plastic
Output Terminal	Cable
Brand	KEGU

## Illumination Data

Colour Temperature	3000K
Lumen Output	800lm
Light Efficiency	80lm/W
CRI	85
Beam Angle	25°
Illumination Diagram	
Dark Light	Yes

## Packing Info

Box Weight	0.352kg
Pcs/Carton	40
Barcode	5291889066965
HS Code	9405413990

Certification & Warranty

Warranty

3 Years

Weee Directive

Yes

switch to  
**one light!**

one  
LIGHT

