

## 13 Wall &amp; Ceiling LED&gt;The SMD Cylinders Aluminium

## 12115L/B/W



15W SMD LED ceiling downlight, ideal for residential and commercial illumination.

Complete with non-dimmable LED driver.

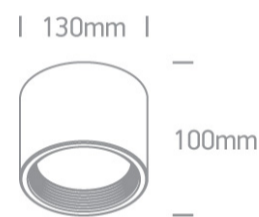
Complies with standard EN60598-1 and any other specific standards.



## Downloads





## Dimensions



## Physical Specification

Item Group	13 Wall & Ceiling LED
Family	The SMD Cylinders Aluminium
Order Code	12115L/B/W
Colour	Black
Material	Aluminium
Shape	Circular
Height	100mm
Diameter	130mm
Surface Ceiling	Yes
Indoor	Yes
Adjustable	No

Gear	Built In
Fitting + Driver	
Input Voltage	220-240V
50 Hz	Yes
60 Hz	Yes
Safety Class	
Power(Watts)	15W
IP Rating	IP40
Light Source	LED built in
Dimmable	No
F Mark	

Fitting	
Input Type	Constant Current
Input Current	300mA
Voltage	45V
Power(Watts)	13,5W
IP Rating	IP20
Light Source	LED built in
LED Type	SMD 5630
LED Brand	Samsung

Gear	
Gear Type	Led Driver
Input Voltage	220-240V
50 Hz	Yes
60 Hz	Yes
Power(Watts)	9,5-15W
Power Factor	0,9

Constant Current
350mA
IP Rating
Safety Class
Dimmable
Housing Material
Brand

Yes

27-42V

IP20



No

Plastic

XY

## Illumination Data

Colour Temperature
Lumen Output
Light Efficiency
CRI
Beam Angle
Illumination Diagram

3000K

1280lm

85,33lm/W

80

90°



## Packing Info

Box Length
Box Width
Box Height
Box Weight
Pcs/Carton
Barcode
HS Code

14cm

14cm

11cm

0.558kg

36

5291889062110

9405409900

Certification & Warranty

Warranty

3 Years

Weee Directive

Yes

switch to  
**one light!**

one  
LIGHT

