


16 Bathroom & Mirror>The Mirror LED Square

38114MA/C



16W LED fitting ideal for installation above the bathroom mirror, IP44.

Supplied with non-dimmable LED driver.


Complies with standard EN60598-1 and any other specific standards.



Downloads





Dimensions



Physical Specification


Item Group	16 Bathroom & Mirror
Family	The Mirror LED Square
Order Code	38114MA/C
Colour	Chrome
Material	Aluminium
Diffuser Material	PC
Shape	Rectangular
Length	600mm
Width	75mm
Height	60mm
Surface Wall	Yes
Indoor	Yes

Electrical Characteristics


Gear	Built In
Fitting + Driver	
Input Voltage	220-240V
50 Hz	Yes
60 Hz	Yes
Safety Class	
Power(Watts)	16W
IP Rating	IP44
Light Source	LED built in
Dimmable	No
F Mark	

Fitting	
Input Type	Constant Current
Input Current	120mA
Voltage	120V
Power(Watts)	14,4W
IP Rating	IP44
Light Source	LED built in
LED Type	SMD 2835

Gear	
Gear Type	Led Driver
Input Voltage	220-240V
50 Hz	Yes
60 Hz	Yes
Power(Watts)	12-14,4W
Power Factor	0,9
Constant Current	Yes

Output	120mA
Voltage Range	100-120V
IP Rating	IP20
Safety Class	
Dimmable	No

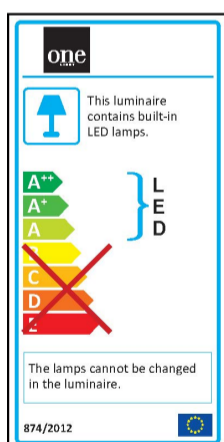
Illumination Data

Colour Temperature	4000K
Lumen Output	1300lm
Light Efficiency	81,25lm/W
CRI	80
Illumination Diagram	

Packing Info

Pcs/Carton	12
Barcode	5291889066262
HS Code	9405409900

Energy Label



Certification & Warranty

Warranty

2 Years

Weee Directive

Yes

switch to
one light!

one
LIGHT

