

## 06 Downlights Fixed LED&gt;The Chrome Bezel Range Aluminium

10124/G/C



24W SMD LED recessed downlight, chrome bezel range, IP44.

Complete with 600mA driver.

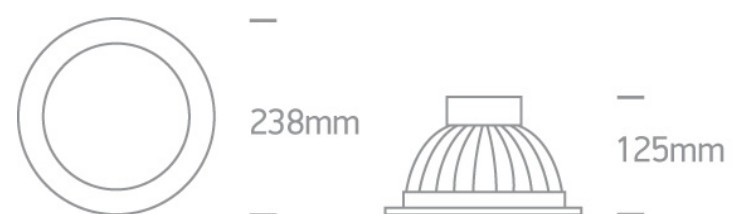
Complies with standard EN60598-1 and any other specific standards.



## Downloads



## Dimensions



## Physical Specification

Item Group	06 Downlights Fixed LED
Family	The Chrome Bezel Range Aluminium
Order Code	10124/G/C
Colour	Grey
Material	Aluminium
Shape	Circular
Height	125mm
Diameter	238mm
Cutout Hole Diameter	210mm
Recessed Ceiling	Yes
Depth Required	160mm
Indoor	Yes

## Electrical Characteristics

Gear

Built In

## Fitting + Driver

Input Voltage

220-240V

50 Hz

Yes

60 Hz

Yes

Safety Class



Power(Watts)

24W

IP Rating

IP44

Light Source

LED built in

Dimmable

No

F Mark



## Fitting

Input Type

Constant Current

Input Current

600mA

Voltage

36V

Power(Watts)

21,6W

IP Rating

IP44

Light Source

LED built in

LED Type

SMD 2835

LED Brand

Sanan

LED Number

48

F Mark




## Gear

Gear Type


Led Driver

Input Voltage

220-240V

50 Hz	Yes
60 Hz	Yes
Power(Watts)	18-24W
Power Factor	0,9
Constant Current	Yes
600mA	30-40V
IP Rating	IP20
Safety Class	
Dimmable	No
Ambient Temp	50°
Operating Temp	80°
Housing Material	Plastic
Output Terminal	Cable
Brand	Kegu

#### Illumination Data

Colour Temperature	4000K
Lumen Output	1550lm
Light Efficiency	64,58lm/W
CRI	80
Beam Angle	120°
Illumination Diagram	

#### Packing Info

Box Length	24,5cm
Box Width	24,5cm
Box Height	12,5cm
Box Weight	0,760kg
Pcs/Carton	8
Barcode	5291889034131

Certification & Warranty

Warranty

2 Years

Weee Directive

Yes

switch to  
**one light!**

one  
LIGHT

