

06 Downlights Fixed LED>The Semi Dark Light COB Pro Range

10115CD/W/C



15W COB LED semi dark light recessed downlight, IP20.

Complete with 400mA driver.

Complies with standard EN60598-1 and any other specific standards.



Downloads



Dimensions



Gallery



Physical Specification

Item Group

06 Downlights Fixed LED

Family

The Semi Dark Light COB Pro Range

Order Code

10115CD/W/C

Colour

White

Material

Die Cast

Shape



Circular

Height

75mm

Diameter	170mm
Cutout Hole Diameter	160mm
Recessed Ceiling	Yes
Depth Required	90mm
Indoor	Yes
Adjustable	No


Electrical Characteristics

Gear	External-Included
Fitting + Driver	
Input Voltage	220-240V
50 Hz	Yes
60 Hz	Yes
Safety Class	
Power(Watts)	15W
IP Rating	IP20
Light Source	LED built in
Dimmable	No
F Mark	


Fitting

Input Type	Constant Current
Input Current	400mA
Voltage	36V
Safety Class	
Power(Watts)	13,8W
IP Rating	IP20
Light Source	LED built in
LED Type	COB
LED Brand	Epistar

Gear

Gear Type	Led Driver
Input Voltage	220-240V
50 Hz	Yes
60 Hz	Yes
Power(Watts)	10,1-16,8W
Power Factor	0,95
Constant Current	Yes
400mA	27-42V
IP Rating	IP20
Safety Class	
Dimmable	No
Ambient Temp	50°C
Operating Temp	85°C
Housing Material	Plastic
Output Terminal	Cable
Brand	Kegu

Illumination Data

Colour Temperature	4000K
Lumen Output	1200lm
Light Efficiency	80lm/W
CRI	80
Beam Angle	180°
Illumination Diagram	

Packing Info

Box Length	18cm
------------	------

Box Width	18cm
Box Height	8cm
Box Weight	0,620kg
Pcs/Carton	18
Barcode	5291889042167
HS Code	9405409900

Certification & Warranty

Warranty	2 Years
Weee Directive	Yes

switch to
one light!

one
LIGHT

