

06 Downlights Fixed LED&gt;The COB Downlight Range Die Cast

10115CA/W/W



15W LED recessed downlight, IP20. Ideal for general lighting applications.

Complete with 350mA driver.

Complies with standard EN60598-1 and any other specific standards.



## Downloads



## Dimensions



## Gallery



## Physical Specification

Item Group

06 Downlights Fixed LED

Family

The COB Downlight Range Die Cast

Order Code

10115CA/W/W

Colour

White

Material

Die Cast

Shape



Circular

Height

75mm

Diameter	145mm
Cutout Hole Diameter	125mm
Recessed Ceiling	Yes
Depth Required	100mm
Indoor	Yes
Adjustable	No


## Electrical Characteristics

Gear	External-Included
Fitting + Driver	
Input Voltage	220-240V
50 Hz	Yes
60 Hz	Yes
Safety Class	
Power(Watts)	15W
IP Rating	IP20
Light Source	LED built in
Dimmable	No
F Mark	


## Fitting

Input Type	Constant Current
Input Current	350mA
Voltage	37,2V
Safety Class	
Power(Watts)	13W
IP Rating	IP20
Light Source	LED built in
LED Type	COB
LED Brand	Epistar

## Gear

Gear Type	Led Driver
Input Voltage	220-240V
50 Hz	Yes
60 Hz	Yes
Power(Watts)	9-14,7W
Power Factor	0,9
Constant Current	Yes
350mA	25-42V
IP Rating	IP20
Safety Class	
Dimmable	No
Ambient Temp	45°C
Operating Temp	85°C
Housing Material	Plastic
Output Terminal	Cable
Brand	Lifud
Protection	Short Circuit and Overload

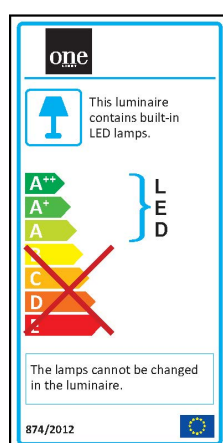
## Illumination Data

Colour Temperature	3000K
Lumen Output	1275lm
Light Efficiency	85lm/W
CRI	80
Beam Angle	60°
Illumination Diagram	

## Packing Info

Box Length	18cm
Box Width	8,5cm
Box Height	15cm
Box Weight	0,55Kg
Pcs/Carton	30
Barcode	5291889052012
HS Code	9405409900

## Energy Label



## Certification &amp; Warranty

Warranty	2 Years
Average Lifetime	30000hrs
Weee Directive	Yes

switch to  
**one light!**

one  
LIGHT

