

06 Downlights Fixed LED&gt;Floating Panels Range Adjustable Cut Out Hole

**10114CE/C**

14W Downlight LED, IP20

Complete with 300mA driver.

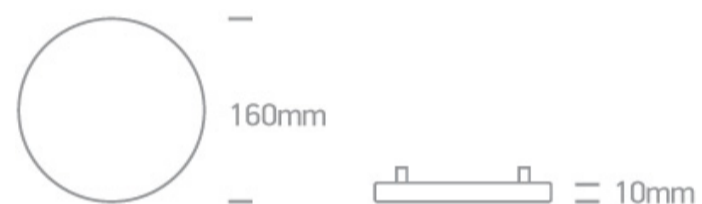
Complies with standard EN60598-1 and any other specific standards.



## Downloads



## Dimensions



## Gallery



## Physical Specification

Item Group

06 Downlights Fixed LED

Family

Floating Panels Range Adjustable Cut Out Hole

Order Code

10114CE/C

Colour

White

Material

Aluminium

Diffuser Material



PC


Shape

Circular

Height	10mm
Diameter	160mm
Cutout Hole Diameter	60mm-140mm
Recessed Ceiling	Yes
Depth Required	40mm
Indoor	Yes
Adjustable	No

## Electrical Characteristics

Gear	External-Included
Fitting + Driver	
Input Voltage	220-240V
50 Hz	Yes
60 Hz	Yes
Safety Class	
Power(Watts)	14W
IP Rating	IP20
Light Source	LED built in
Dimmable	No
F Mark	

Fitting	
Input Type	Constant Current
Input Current	300mA
Voltage	40V
Safety Class	
Power(Watts)	12W
IP Rating	IP20
Light Source	LED built in
LED Type	SMD 4014

## Gear

Gear Type

Led Driver

Input Voltage

220-240V

50 Hz

Yes

60 Hz

Yes

Power(Watts)

9-14W

Power Factor

0,5

Constant Current

Yes

300mA

30-42V

IP Rating

IP20

Safety Class



Dimmable

No

Housing Material

Plastic

Output Terminal

Cable

Brand

Eaglerise

## Illumination Data

Colour Temperature

4000K

Lumen Output

1610lm

Light Efficiency

115lm/W

CRI

80

Illumination Diagram



## Packing Info

Box Weight

0.297kg

Pcs/Carton

40

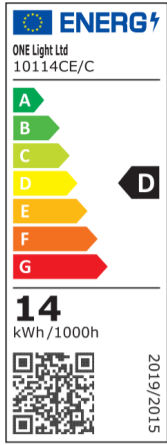
Barcode

5291889065449

HS Code

9405413990

## Energy Label



Energy Class

D

Energy Consumption

14kWh/1000h

## Certification &amp; Warranty

Warranty

2 years

switch to  
**one light!**

one  
LIGHT

