

## 06 Downlights Fixed LED&gt;Dark Light Downlights

10113A/W/W



13W COB LED recessed downlight, IP20.

Complete with 350mA driver.

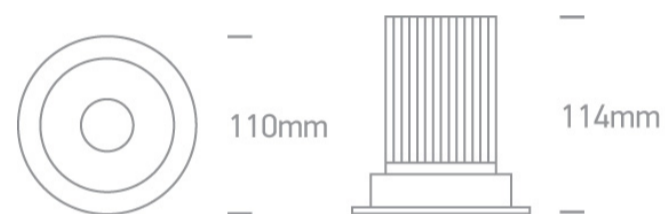
Complies with standard EN60598-1 and any other specific standards.



## Downloads



## Dimensions



## Gallery



## Physical Specification

Item Group

06 Downlights Fixed LED

Family

Dark Light Downlights

Order Code

10113A/W/W

Colour

White

Material

Aluminium

Shape



Circular

Height

114mm

Diameter	110mm
Cutout Hole Diameter	95mm
Recessed Ceiling	Yes
Depth Required	130mm
Indoor	Yes
Adjustable	No


## Electrical Characteristics

Gear	External-Included
Fitting + Driver	
Input Voltage	100-240V
50 Hz	Yes
60 Hz	Yes
Safety Class	
Power(Watts)	15W
IP Rating	IP20
Light Source	LED built in
Dimmable	No
F Mark	


## Fitting

Input Type	Constant Current
Input Current	350mA
Voltage	40V
Safety Class	
Power(Watts)	14W
IP Rating	IP20
Light Source	LED built in
LED Type	COB
LED Brand	Cree

## Gear

Gear Type	Led Driver
Input Voltage	100-240V
50 Hz	Yes
60 Hz	Yes
Power(Watts)	8-16W
Power Factor	0,9
Constant Current	Yes
350mA	23-46v
IP Rating	IP20
Safety Class	
Dimmable	No
Ambient Temp	50°C
Operating Temp	80°C
Housing Material	Plastic
Output Terminal	Cable
Brand	Eaglerise

## Illumination Data

Colour Temperature	3000K
Lumen Output	1000lm
Light Efficiency	66,67lm/W
CRI	80
Beam Angle	50°
Illumination Diagram	
Dark Light	Yes

## Packing Info

Box Length	13,5cm
Box Width	13,5cm
Box Height	14,5cm
Box Weight	0,59kg
Pcs/Carton	20
Barcode	5291889032656
HS Code	9405409900

Certification & Warranty

Warranty	3 Years
Weee Directive	Yes

switch to  
**one light!**

one  
LIGHT

