

## 08 Downlights Adjustable LED&gt;The COB Semi Trimless Range

## 11112TR/W/W



12W COB LED Recessed Adjustable downlight, semi trimless, IP20.

Complete 300mA driver.

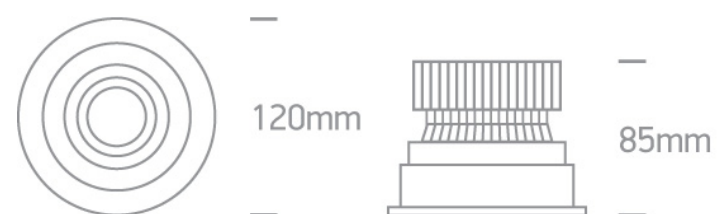
Complies with standard EN60598-1 and any other specific standards



## Downloads



## Dimensions



## Gallery



## Physical Specification

Item Group

08 Downlights Adjustable LED

Family

The COB Semi Trimless Range

Order Code

11112TR/W/W

Colour

White

Material

Aluminium

Shape


Circular


Height

115mm

Diameter	115mm
Cutout Hole Diameter	110mm
Recessed Ceiling	Yes
Depth Required	120mm
Indoor	Yes
Adjustable	2 Directions

## Electrical Characteristics

Gear	External-Included
Fitting + Driver	
Input Voltage	100-240V
50 Hz	Yes
60 Hz	Yes
Safety Class	
Power(Watts)	12W
IP Rating	IP20
Light Source	LED built in
Dimmable	No

Fitting	
Input Type	Constant Current
Input Current	300mA
Voltage	38V
Safety Class	
Power(Watts)	11,4W
IP Rating	IP20
Light Source	LED built in
LED Type	COB
LED Brand	Cree
LED Number	1

## Gear

Gear Type

Led Driver

Input Voltage

100-240V

50 Hz

Yes

60 Hz

Yes

Power(Watts)

7,2-12W

Power Factor

0,9

Constant Current

Yes

300mA

24-40V

IP Rating

IP20

Safety Class



Dimmable

No

Housing Material

Plastic

Output Terminal

Connector

Brand

0

Protection

0

## Illumination Data

Colour Temperature

3000K

Lumen Output

890lm

Light Efficiency

74,16lm/W

CRI

80

Beam Angle

35°

Illumination Diagram



Dark Light

Yes

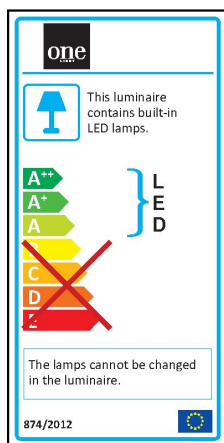
## Packing Info

Box Length

13cm

Box Width	13cm
Box Height	13cm
Box Weight	0,480Kg
Pcs/Carton	20
Barcode	5291889034650
HS Code	9405409900

### Energy Label



### Certification & Warranty

Warranty

2 Years

switch to  
**one light!**

