

04 Recessed Spots Adjustable LED>Swivel Range Die cast

11108LA/W/W



8W COB LED recessed adjustable spot, for general lighting applications.

Complete with 200mA driver.

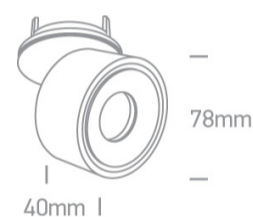
Complies with standard EN60598-1 and any other specific standards.



Downloads



Dimensions



Physical Specification

| | |
|----------------------|----------------------------------|
| Item Group | 04 Recessed Spots Adjustable LED |
| Family | Swivel Range Die cast |
| Order Code | 11108LA/W/W |
| Colour | White |
| Material | Aluminium |
| Shape | Circular |
| Height | 40mm |
| Diameter | 78mm |
| Cutout Hole Diameter | 68mm |
| Recessed Ceiling | Yes |
| Depth Required | 50mm |
| Indoor | Yes |

Electrical Characteristics

Gear

External-Included

Fitting + Driver

Input Voltage

220-240V

50 Hz

Yes

60 Hz

Yes

Safety Class



Power(Watts)

8W

IP Rating

IP20

Light Source

LED built in

Dimmable

No

F Mark



Fitting

Input Type

Constant Current

Input Current

200mA

Voltage

37V

Safety Class



Power(Watts)

7,4W

IP Rating

IP20

Light Source

LED built in

LED Type

COB

LED Brand

Cree

LED Number

1


F Mark




Gear

Gear Type

Led Driver

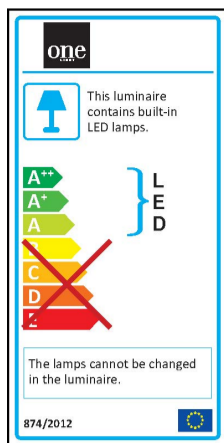
| | |
|------------------|---|
| Input Voltage | 220-240V |
| 50 Hz | Yes |
| 60 Hz | Yes |
| Power(Watts) | 6,4-8W |
| Power Factor | 0,5 |
| Constant Current | Yes |
| 200mA | 32-40V |
| IP Rating | IP20 |
| Safety Class |  |
| Dimmable | No |
| Housing Material | Plastic |
| Output Terminal | Cable |
| Brand | Philips |

Illumination Data

| | |
|----------------------|---|
| Colour Temperature | 3000K |
| Lumen Output | 600lm |
| Light Efficiency | 75lm/W |
| CRI | 80 |
| Beam Angle | 25° |
| Illumination Diagram |  |

Packing Info

| | |
|------------|---------------|
| Box Length | 10,5cm |
| Box Width | 10,5cm |
| Box Height | 11cm |
| Pcs/Carton | 24 |
| Barcode | 5291889058885 |
| HS Code | 9405409900 |



Certification & Warranty

Warranty

3 Years

Weee Directive

Yes

switch to
one light!

