

06 Downlights Fixed LED>The Outdoor/Bathroom IP65 Range Die cast

10120G/W/C

20W LED recessed downlight, IP65. Suitable for Indoor/Outdoor installation.

Complete with 500mA driver.

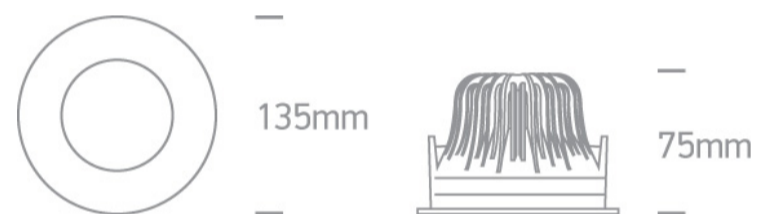
Complies with standard EN60598-1 and any other specific standards.



Downloads



Dimensions



Gallery



Physical Specification

Item Group

06 Downlights Fixed LED

Family

The Outdoor/Bathroom IP65 Range Die cast

Order Code

10120G/W/C

Colour

White

Material

Die Cast

Shape



Circular

Height



90mm

Diameter	175mm
Cutout Hole Diameter	120mm
Recessed Ceiling	Yes
Depth Required	105mm
Indoor	Yes
Outdoor	Yes
Adjustable	No


Electrical Characteristics

Gear	External-Included
Fitting + Driver	
Input Voltage	220-240V
50 Hz	Yes
60 Hz	Yes
Safety Class	
Power(Watts)	20W
IP Rating	IP65
Light Source	LED built in
Dimmable	No
Cable Length	200cm
F Mark	

Fitting	
Input Type	Constant Current
Input Current	500mA
Voltage	37V
Safety Class	
Power(Watts)	18,5W
IP Rating	IP65
Light Source	LED built in

LED Type	COB
LED Brand	Cree
F Mark	
Gear	
Gear Type	Led Driver
Input Voltage	220-240V
50 Hz	Yes
60 Hz	Yes
Power(Watts)	13,5-21W
Power Factor	0,9
Constant Current	Yes
500mA	27-42V
IP Rating	IP20
Safety Class	
Dimmable	No
Housing Material	Plastic
Output Terminal	Cable
Brand	Kegu

Illumination Data

Colour Temperature	4000K
Lumen Output	1880lm
Light Efficiency	94lm/W
CRI	80
Beam Angle	60°
Illumination Diagram	

Packing Info

Box Length	15cm
------------	------

Box Width	15cm
Box Height	10cm
Box Weight	0,64kg
Pcs/Carton	10
Barcode	5291889051909
HS Code	9405409900

Certification & Warranty

Warranty	3 Years
Weee Directive	Yes

switch to
one light!

one
LIGHT

