

06 Downlights Fixed LED>The Dark Light Dome Reflector Die cast

10108FD/W/C



8W LED Dark Light Dome Reflector, IP20.

Complete with 300mA driver.

Complies with standard EN60598-1 and any other specific standards.



Downloads



Dimensions



Gallery



Physical Specification

Item Group

06 Downlights Fixed LED

Family

The Dark Light Dome Reflector Die cast

Order Code

10108FD/W/C

Colour

White

Material

Die Cast

Shape



Circular


Height

30mm


Diameter	105mm
Cutout Hole Diameter	94mm
Recessed Ceiling	Yes
Depth Required	60mm
Indoor	Yes
Adjustable	No

Electrical Characteristics

Gear	External-Included
Fitting + Driver	
Input Voltage	220-240V
50 Hz	Yes
60 Hz	Yes
Safety Class	
Power(Watts)	8W
IP Rating	IP20
Light Source	LED built in
Dimmable	No
F Mark	

Fitting	
Input Type	Constant Current
Input Current	300mA
Voltage	25V
Safety Class	
Power(Watts)	7,5W
IP Rating	IP20
Light Source	LED built in
LED Type	SMD 2835
LED Brand	Sanan

Gear

Gear Type	Led Driver
Input Voltage	220-240V
50 Hz	Yes
60 Hz	Yes
Power(Watts)	4,5-7,5W
Power Factor	0,5
Constant Current	Yes
300mA	15-25V
IP Rating	IP20
Safety Class	
Dimmable	No
Housing Material	Plastic
Output Terminal	Cable
Brand	Kegu
Protection	Short Circuit and Overload

Illumination Data

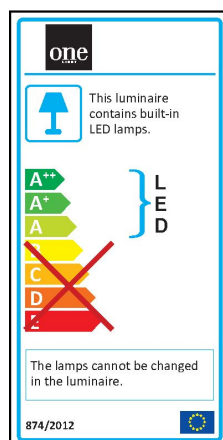
Colour Temperature	4000K
Lumen Output	560lm
Light Efficiency	70lm/W
CRI	80
Illumination Diagram	
Dark Light	Yes

Packing Info

Box Length	13cm
Box Width	11,5cm

Box Height	4cm
Box Weight	0,20Kg
Pcs/Carton	45
Barcode	5291889051596
HS Code	9405409900

Energy Label



Certification & Warranty

Warranty	2 Years
Average Lifetime	30000hrs
Weee Directive	Yes

switch to
one light!

one
LIGHT

