

06 Downlights Fixed LED>The Outdoor/Bathroom IP65 Range Die cast

10110G/W/C

10W LED recessed downlight, IP65. Suitable for Indoor/Outdoor installation..

Complete with 250mA driver.

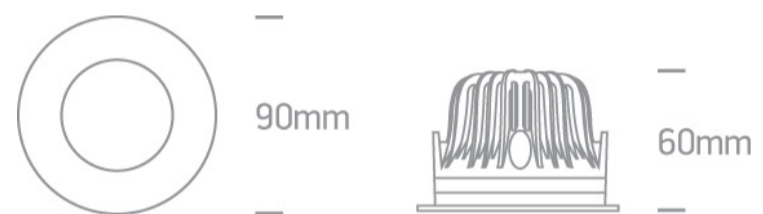
Complies with standard EN60598-1 and any other specific standards.



Downloads



Dimensions



Gallery



Physical Specification

Item Group

06 Downlights Fixed LED

Family

The Outdoor/Bathroom IP65 Range Die cast

Order Code

10110G/W/C

Colour

White

Material

Die Cast

Shape



Circular


Height



60mm

| | |
|----------------------|------|
| Diameter | 90mm |
| Cutout Hole Diameter | 82mm |
| Recessed Ceiling | Yes |
| Depth Required | 90mm |
| Indoor | Yes |
| Outdoor | Yes |
| Adjustable | No |


Electrical Characteristics

| | |
|------------------|---|
| Gear | External-Included |
| Fitting + Driver | |
| Input Voltage | 220-240V |
| 50 Hz | Yes |
| 60 Hz | Yes |
| Safety Class |  |
| Power(Watts) | 10W |
| IP Rating | IP65 |
| Light Source | LED built in |
| Dimmable | No |
| Cable Length | 200cm |
| F Mark |  |

| | |
|---------------|---|
| Fitting | |
| Input Type | Constant Current |
| Input Current | 250mA |
| Voltage | 37V |
| Safety Class |  |
| Power(Watts) | 9,25W |
| IP Rating | IP65 |
| Light Source | LED built in |

| | |
|------------------|---|
| LED Type | COB |
| LED Brand | Cree |
| F Mark |  |
| Gear | |
| Gear Type | Led Driver |
| Input Voltage | 220-240V |
| 50 Hz | Yes |
| 60 Hz | Yes |
| Power(Watts) | 7-11W |
| Power Factor | 0,9 |
| Constant Current | Yes |
| 250mA | 27-42V |
| IP Rating | IP20 |
| Safety Class |  |
| Dimmable | No |
| Housing Material | Plastic |
| Output Terminal | Cable |
| Brand | Kegu |

Illumination Data

| | |
|----------------------|---|
| Colour Temperature | 4000K |
| Lumen Output | 800lm |
| Light Efficiency | 80lm/W |
| CRI | 80 |
| Beam Angle | 60° |
| Illumination Diagram |  |

Packing Info

| | |
|------------|--------|
| Box Length | 11,5cm |
|------------|--------|

| | |
|------------|---------------|
| Box Width | 11,5cm |
| Box Height | 7,5cm |
| Box Weight | 0,370kg |
| Pcs/Carton | 30 |
| Barcode | 5291889051862 |
| HS Code | 9405409900 |

Certification & Warranty

| | |
|----------------|---------|
| Warranty | 3 Years |
| Weee Directive | Yes |

switch to
one light!

one
LIGHT

