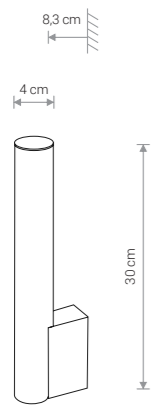




ICE TUBE LED S 8121 CH



ICE TUBE LED M 8122 CH



ICE TUBE LED S

PC, stal chromowana / PC, electroplated steel /
PC, хромированная сталь

8121 ● CH

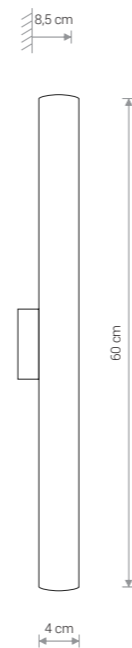
| Item No. | POWER | COLOUR TEMP. | LUMINOUS FLUX | BEAM ANGLE | COLOUR RENDERING INDEX (CRI ≥) | INPUT | POWER FACTOR | SAFETY CLASS | INGRESS PROTECTION | LIFETIME |
|----------|-------|--------------|---------------|------------|--------------------------------|--------------------|--------------|--------------|--------------------|----------|
| 8121 | 5W | 4000K | 380 lm | 120° | 80 | ~220-230V, 50/60Hz | 0,5 | □ | IP44 | 30 000h |
| 8122 | 8W | 4000K | 630 lm | 120° | 80 | ~220-230V, 50/60Hz | 0,5 | □ | IP44 | 30 000h |



ICE TUBE LED S 8118 CH



ICE TUBE LED M 8120 CH

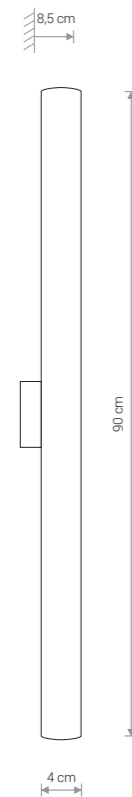


ICE TUBE LED S

PC, stal chromowana / PC, electroplated steel /
PC, хромированная сталь

8118 ● CH

| Item No. | POWER | COLOUR TEMP. | LUMINOUS FLUX | BEAM ANGLE | COLOUR RENDERING INDEX (CRI ≥) | INPUT | POWER FACTOR | SAFETY CLASS | INGRESS PROTECTION | LIFETIME |
|----------|-------|--------------|---------------|------------|--------------------------------|--------------------|--------------|--------------|--------------------|----------|
| 8118 | 12W | 4000K | 1100 lm | 120° | 80 | ~220-230V, 50/60Hz | 0,9 | □ | IP44 | 30 000h |
| 8120 | 18W | 4000K | 1700 lm | 120° | 80 | ~220-230V, 50/60Hz | 0,9 | □ | IP44 | 30 000h |



ICE TUBE LED M

PC, stal chromowana / PC, electroplated steel /
PC, хромированная сталь

8120 ● CH