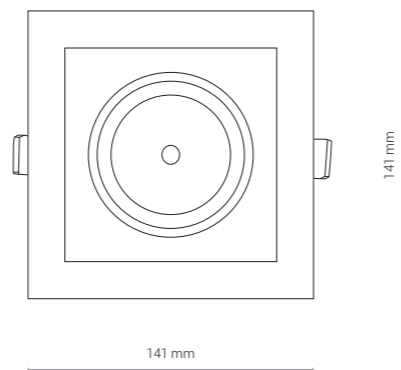
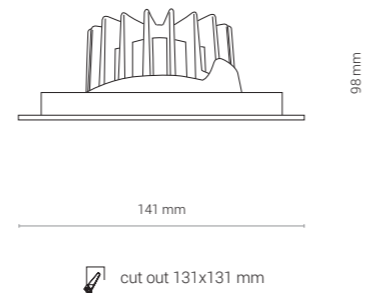
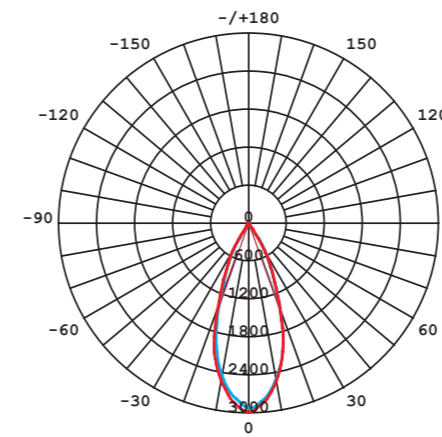


CL DIA LED 18W



LUMINOUS INTENSITY DISTRIBUTION DIAGRAM



Luminous intensity [cd]
 C0-C180 — (red line)
 C90-C270 — (blue line)

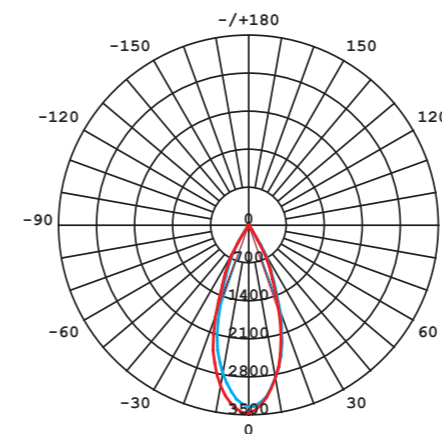
Beam cone diagram
 Beam angle 40°

Distance [m]	Illuminance [lx] 3000K	Diameter [m]
1 m	2984	0,71
2 m	746	1,42
3 m	332	2,13
4 m	187	2,84
5 m	119	3,55
6 m	83	4,26
7 m	61	4,98

8722, 18W, 3000K, beam angle 40°



LUMINOUS INTENSITY DISTRIBUTION DIAGRAM



Luminous intensity [cd]
 C0-C180 — (red line)
 C90-C270 — (blue line)

Beam cone diagram
 Beam angle 40°

Distance [m]	Illuminance [lx] 4000K	Diameter [m]
1 m	3462	0,70
2 m	866	1,40
3 m	385	2,10
4 m	216	2,80
5 m	139	3,50
6 m	96	4,20
7 m	71	4,90

8721, 18W, 4000K, beam angle 40°



CL DIA LED 18W

aluminium, stal lakierowana / aluminum, painted steel /
 алюминий, лакированная сталь

8722 ● WH / BL - 3000K

8721 ● WH / BL - 4000K

Item No.	POWER	COLOUR TEMP.	LUMEN	BEAM ANGLE	CRI	IP	LED BRAND	DRIVER BRAND	LIFETIME	WARRANTY
8722	18W	3000K	1500	40°	≥90	20	CREE	OSRAM	50000h	5 YEARS
8721	18W	4000K	1500	40°	≥90	20	CREE	OSRAM	50000h	5 YEARS