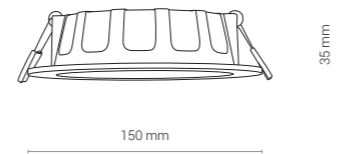
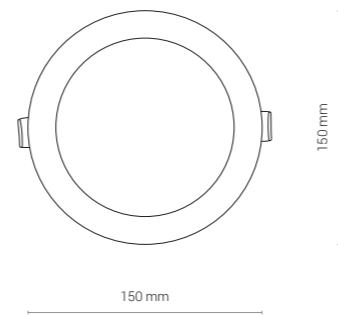



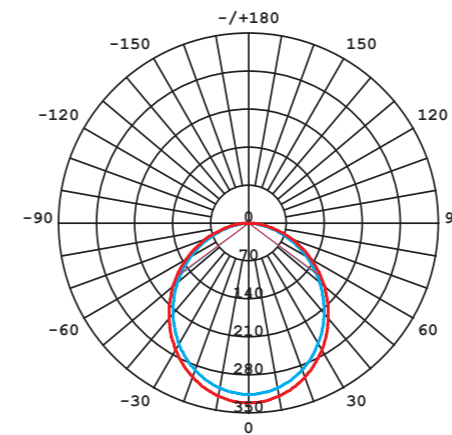
CL KOS LED 10W



cut out ϕ 125 mm



LUMINOUS INTENSITY DISTRIBUTION DIAGRAM



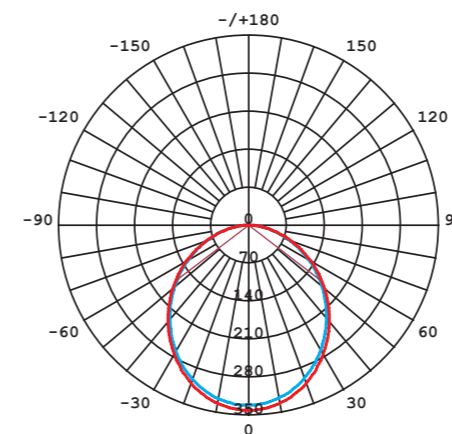
Luminous intensity [cd]
C0-C180 —
C90-C270 —

Beam cone diagram
Beam angle 100°

Distance [m]	Illuminance [lx] 3000K	Diameter [m]
1 m	331	2,49
2 m	83	4,99
3 m	37	7,48
4 m	21	9,97
5 m	13	12,47
6 m	9	14,96
7 m	7	17,45

8780, 10W, 3000K, beam angle 100°

LUMINOUS INTENSITY DISTRIBUTION DIAGRAM



Luminous intensity [cd]
C0-C180 —
C90-C270 —

Beam cone diagram
Beam angle 100°

Distance [m]	Illuminance [lx] 4000K	Diameter [m]
1 m	341	2,52
2 m	85	5,03
3 m	38	7,55
4 m	21	10,07
5 m	14	12,58
6 m	9	15,10
7 m	7	17,62

8778, 10W, 4000K, beam angle 100°

CL KOS LED 10W

PC / PC / PC

8780 ○ WH - 3000K

8778 ○ WH - 4000K

Item No.	POWER	COLOUR TEMP.	LUMEN	BEAM ANGLE	CRI	IP	LED BRAND	DRIVER BRAND	LIFETIME	WARRANTY
8780	10W	3000K	850	100°	≥80	44	SANAN	DRIVER ON BOARD	50000h	5 YEARS
8778	10W	4000K	850	100°	≥80	44	SANAN	DRIVER ON BOARD	50000h	5 YEARS