

L U C I D E

GENERAL SPECIFICATIONS



item number : 79149/04/31

EAN code : 5411212791078

KINI-LED

General

Dimensions LxWxH : 28.8 cm x 2.28 cm x 3.6 cm

Heigth minimum : -

Heigth maximum : -

Dimensions shade LxWxH : -

Main material : -

Ceiling rose material : -

Color : White

Style : -

Shape : Batten

Weight : 0.095 kg

Warranty : 3 years

Product specifications

Dimmable : No

Light direction : Around (Diffuse)

Adjustable in heigth : -

Directional : -

Cable : With Cable

Cable length : 180 cm

Sensor : Without Sensor

Control : On/Off Switch On Lamp Body

IP-Class : 20

Electric class : 2

Light source including ? : -

Lamp socket : -

Light source number : 2835 SMD LED X26 pcs

Power requirements : 220-240V~50Hz

Bulb type & maximum wattage : 4W LED

For more specifications of this product please visit

www.lucide.com

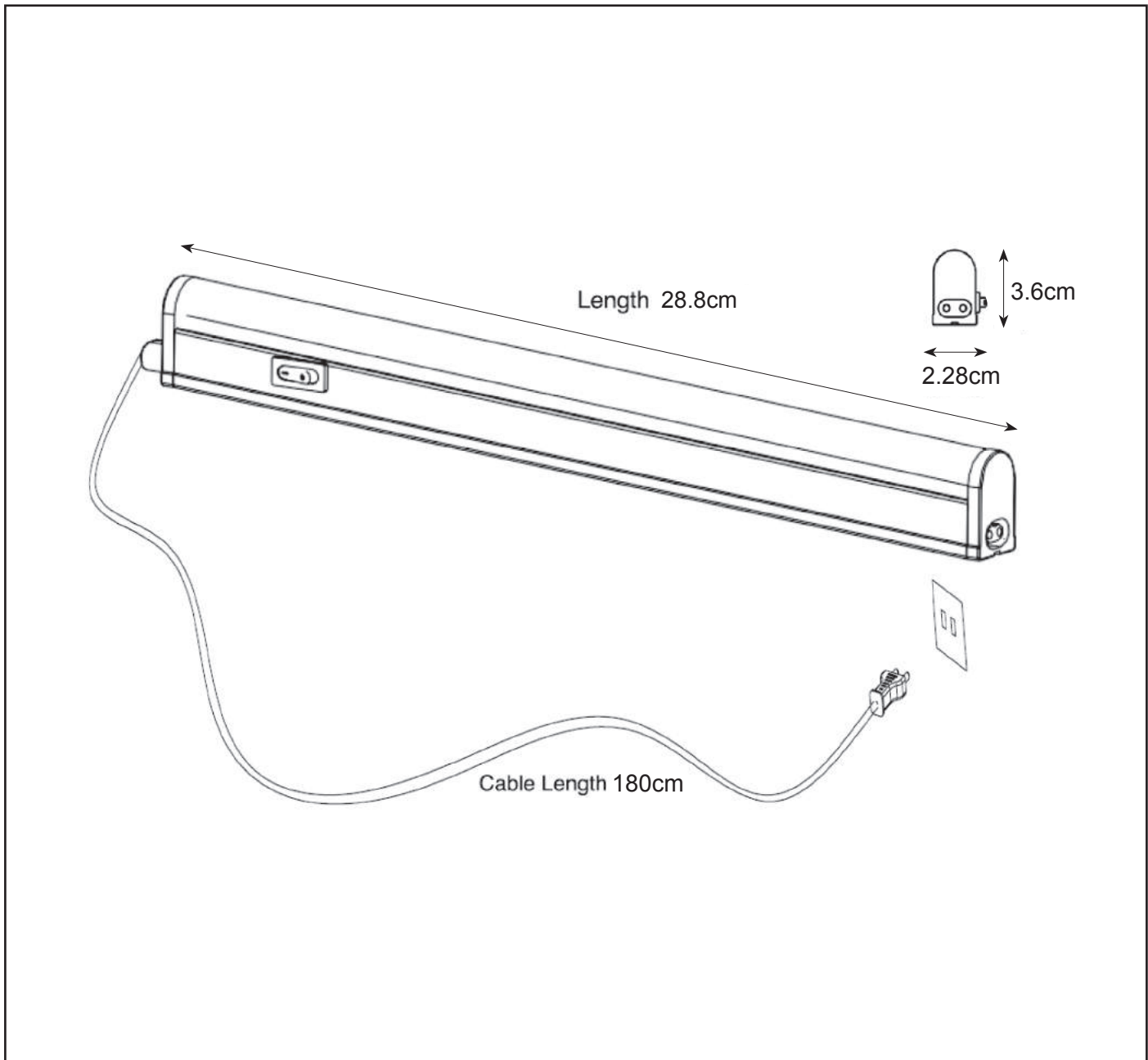
LUCIDE

TECHNICAL DRAWING & DIMENSIONS

KINI-LED

Item number : 79149/04/31

EAN code : 5411212791078

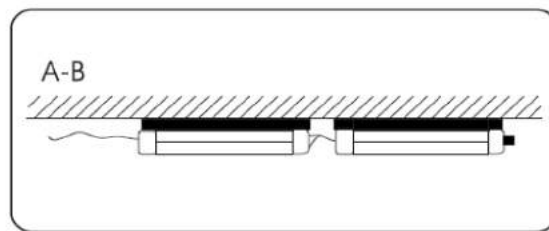
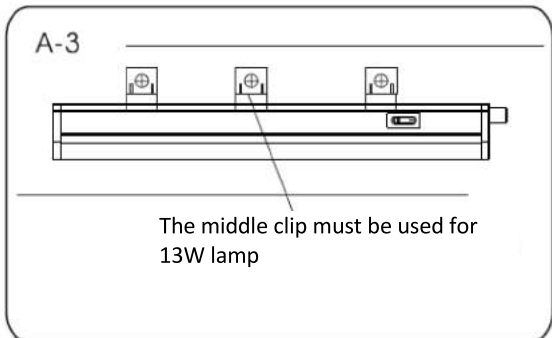
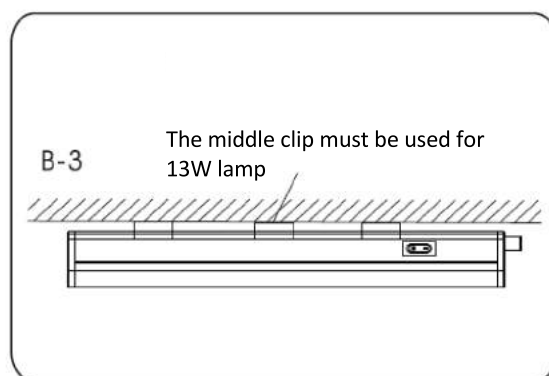
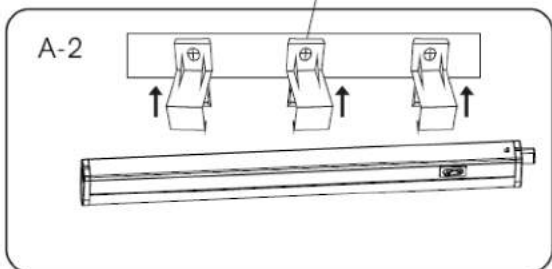
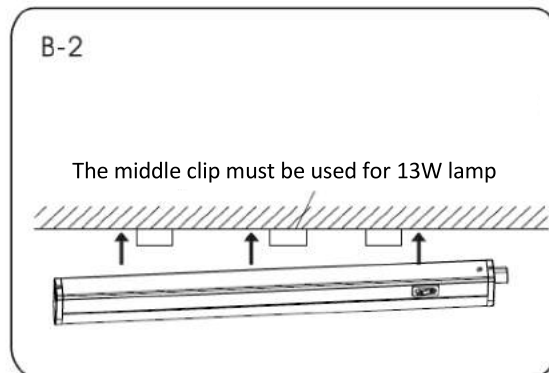
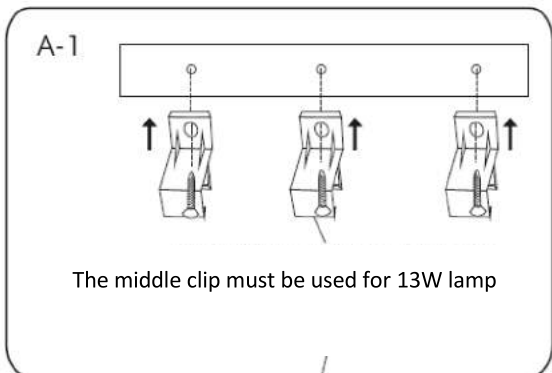
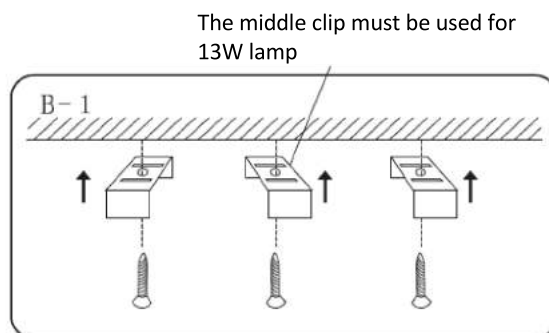
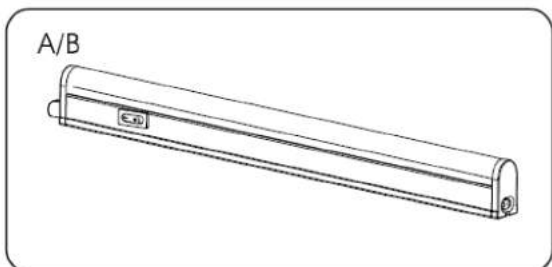


For more specifications, dimensions please visit

www.lucide.com

LUCIDE

INSTALLATION DRAWING SPECIFICATIONS



Max. 12pcs interconnected



Dit product bevat een lichtbron van energie-efficiëntieklasse G (oude klasse A+).
 Ce produit contient une source lumineuse de classe énergétique G (ancienne classe A+).
 This product contains a light source of energy efficiency class G (old class A+).
 Dieses Produkt enthält eine Lichtquelle der Energieeffizienzklasse G (alte Klasse A+).
 Ten produkt zawiera ród o wiat a o klasie efektywno ci energetycznej G (stara klasa A+).