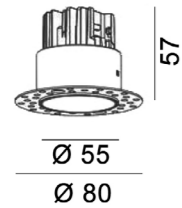


Ceiling recessed

Ceiling recessed

INVISIBLE MINI R



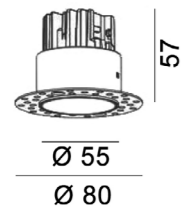
Code	Product Lumen	Power Watt	Color T (K)	CRI	mA	Color
01.2200.7.930.WH	640	6,3	3000	>90	350	White
01.2200.7.930.BK	640	6,3	3000	>90	350	Black
01.2200.7.930.BR	640	6,3	3000	>90	350	Brass
01.2200.7.940.WH	640	6,3	4000	>90	350	White
01.2200.7.940.BK	640	6,3	4000	>90	350	Black
01.2200.7.940.BR	640	6,3	4000	>90	350	Brass



MATERIAL | AL

» 188

INVISIBLE MINI R IP44




Code	Product Lumen	Power Watt	Color T (K)	CRI	mA	Color
01.2200.7.930.WH.44	640	6,3	3000	>90	350	White
01.2200.7.930.BK.44	640	6,3	3000	>90	350	Black
01.2200.7.930.BR.44	640	6,3	3000	>90	350	Brass
01.2200.7.940.WH.44	640	6,3	4000	>90	350	White
01.2200.7.940.BK.44	640	6,3	4000	>90	350	Black
01.2200.7.940.BR.44	640	6,3	4000	>90	350	Brass



MATERIAL | AL

» 188

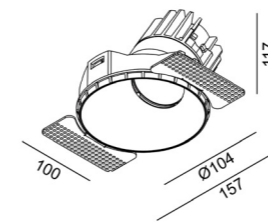



01.2200.7.930.WH

01.2200.7.930.BK

01.2200.7.930.BR

INVISIBLE ASSYM



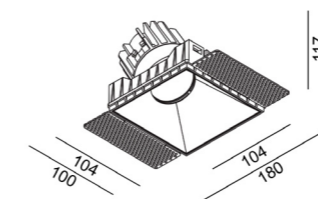


Code	Product Lumen	Power Watt	Color T (K)	CRI	mA	Color
01.2310.13.830.WH	1362	13	3000	>80	350	White
01.2310.13.830.BK	1362	13	3000	>80	350	Black



MATERIAL | AL

» 188

INVISIBLE SQUARE ASSYM



Code	Product Lumen	Power Watt	Color T (K)	CRI	mA	Color
01.2311.13.830.WH	1362	13	3000	>80	350	White
01.2311.13.830.BK	1362	13	3000	>80	350	Black



MATERIAL | AL

» 188